

OEM CATALOGUE 2021



04



Who is MGL

08




PRODUCT OVERVIEW TABLES

32




EARTH RESISTANCE TESTERS

37




INSULATION TESTERS

44




MULTIMETERS

87



CLAMP METERS

112



CIRCUIT TESTERS

116




ELECTRICAL TESTERS

121



WIRE & CABLES

126




CIRCUIT ANALYZER

130




LCR METERS

134



PROCESS CALIBRATORS

138




THERMOMETERS

148



LIGHT METERS

150




TACHOMETERS & ANEMOMETERS

152




MOISTURE TESTER

153




SOUND LEVEL METERS

155



OTHER TESTING INSTRUMENT

161



ACCESORIES

COMMERCIAL TERMS

Product Info

Measurements, weights, characteristics or sizes shown in this catalogue are indicative, and may be modified without prior notice.

Prices and deliveries

Sale prices will be those offered in writing quotations or those included in our current rate at the time of delivery.

Supply will be based on the MOQ (minimum order quantity) detailed in this catalogue.

Shipping costs

Shipments will be based on the Incoterm conditions shown in each quotation.

Any other logistics service requested will be negotiated and quoted separately, and must be previously accepted by the client.

Shipping incidences

All shipments will be checked and verified within 48 hours after receipt. If any incident is detected, it must be communicated immediately to the carrier and to MGL customer service.

Merchandise unloading

Merchandise sent by special transports will be unloaded by the receiver.

Deliveries to third parties

In the event of deliveries requested for a different destination to the usual, MGL express consent will be required, and the customer should be responsible for the correct reception as if it was his usual address.

Good return

Good returns will only be admitted if they have been previously justified and expressly accepted by MGL, will be negotiated and quoted separately, and must be previously accepted by the client.

Civil liability

MGL declines all responsibility due to the improper use of its products. The civil liability on our products expires one year after delivery. In case of litigation as a result of a sale, the parties will submit to the jurisdiction of the courts where the principal place of business of the manufacturer is located, waiving both parties to any other jurisdiction that may correspond. The civil liability will be governed by the Law of the State of principal place of business of the manufacturer.

Warranty

All MGL products are guaranteed by the legal period of time governing on each operation.

This warranty does not cover failures caused by improper use or handling.

To execute the guarantee you must contact our Customer Service Center by email:
info@mgl-intl.com

Technical specifications included in this price list may be subject to modifications without prior notice.



CONTACT US

Americas Region
info.na@mgl-intl.com

APAC Region
info.apac@mgl-intl.com

EMEA Region
info.emea@mgl-intl.com


WHO IS MGL

We are a global group of companies operating locally. We develop, manufacture and sell products and solutions for the test and measurement industry under our own brands, such as Mastech, KPS, Power Probe, APPA, C-Logic and PS-Tech. We also offering engineering / manufacturing (ODM) and adaptation / customization (OEM) services. Additionally, we provide other added value solutions such as outsourced and engineered products.

Our companies work globally, serving our customers worldwide. This global network delivers a deeper understanding of each individual market, with solutions tailored to the unique requirements of each customer.

Our goal is to be a recognised, honest and fair company. We aim to be the most valued partner for our customers in the research, development, manufacture and supply of innovative, modern and customer-focused technologies.

We have a highly experienced team which is open-minded, receptive to new ideas and adaptive to evolving market trends. This solid foundation guarantees that we are well informed and fully equipped to deliver excellent solutions to meet our customers' real needs.



MGL AT A GLANCE



More than 800 employees



Annual production of +10 million units per year



Three factories in Taiwan, China and Europe



We manufacture more than 95% of our products, even the accessories

OUR BRANDS

We manufacture electrical test and measurement instruments under our own brands: Mastech, KPS, Power Probe and APPA, recognized brands and market leaders in the fields of electrical measurement and automotive. All of our products have a professional positioning based on advanced balanced technology and they are marketed through local distributors throughout the world.

We maintain direct and close contact with our distributors, through our offices around the world, and we support them in their business by offering technical advice and an after-sales service for our products.

MASTECH®

 **KPS** **POWER PROBE®** **APPA®**

In this fast and competitive global market, choosing a trusted partner to supply quality products to compete in the market is a very important decision for every company.

With OEM and ODM services we offer flexible and scalable production that helps the launching of new products and minimizes the risks of in-house manufacturing. At MGL we have three business models, adapted to the different needs of our customers.

OEM SERVICE

The OEM service refers to products that we have already developed in MGL and for which we offer a customization service, so that other companies can market them with their own brands.

With this service we offer a range of fully finished products that comply with international regulations, since the entire engineering and product design process has already been carried out by MGL.



Advantages of OEM Service

We personalize the product following your corporate identity

From the color plastic injection parts and the marking of the product with its own logo, to the complete packaging and manuals customization.



We make the process easier


As several production stages like engineering, prototyping or testing and certification have been already developed by MGL.

We manufacture at the competitive cost and with minimal risk

Since no investment is necessary for the customer, and with reasonable minimum order quantities.

We minimize the time to launch a product on the market


From the color plastic injection parts and the marking of the product with its own logo, to the complete packaging and manuals customization.



ODM SERVICE

Our ODM service will help your business design and develop new and exclusive products under your own brand. This service allows your business to streamline custom projects without having to deal with the day-to-day operations of a factory.

Choosing a trusted partner is key when developing ODM products. We at MGL strive to take the burden of manufacturing off of you, so you can focus on the processes that your business knows best.



Advantages of ODM Service

We turn your ideas into real products, using our extensive experience to turn your product specifications into engineering specifications in order to execute the project quickly and efficiently.

We offer customised designs.

We provide swift production times.



For more information, please ask for our ODM catalogue.









Why choose MGL as an ODM partner








- For our 30 years experience
- For our R&D and quality control, resulting in reliable, safe and accurate products.
- Because we are close to you, with our local teams speaking your language and located in your time zone.
- For our proven professionalism and confidentiality, certified with our comprehensive intellectual property protection and confidentiality agreements.
- For our certifications: we are members of IPC (Association Connecting Electronic Industries) and have an ISO 9001: 2015 certification.



























We use external and recognized laboratories for every product we manufacture, in order to provide reliable test reports according to regional and local standards.










- For our technology and production capacity: in our two factories we produce more than 95% of all our components, so we control the entire product production process from product concept to final manufacturing.
- For our financing service: for mould investments or any other capital projects that may be of interest.















<ul style="list-style-type: none"> ▶ CAT II ▶ CAT III ▶ CAT IV 						
Page	34	35	37	37	37	38
Model	MS2301	MS2302	MS2306	MS2307	MS2308	MS5209
Certificate		CE/ETL	CE/ETL	CE/ETL	CE/ETL	
Safety Rating	CAT III 150V	CAT III 300V				
Resistance	0.01Ω~1200Ω	0.01Ω~4000Ω	0.02Ω~20kΩ	0.02Ω~30kΩ	0.02Ω~300kΩ	1Ω~1000Ω
Measurement Voltage		AC 200V	AC 20V/48V DC 20V	AC 20V/48V DC 20V	AC 20V/48V DC 20V	AC 30V
sensing & inducing current transformer				•	•	
Back light		•	•	•	•	
Interface				USB	USB	










INSULATION TESTERS










<ul style="list-style-type: none"> ▶ CAT II ▶ CAT III ▶ CAT IV 							
Page	44	39	40	40	41	41	42
Model	MS5201	MS5202	MS5203	MS5203A	MS5205	MS5205B	MS5215
Certificate			CE	CE		CE/ETL	CE
Safety Rating	CAT II 1000V CAT III 600V	CAT II 1000V	CAT III 1000V CAT IV 600V	CAT III 1000V CAT IV 600V	CAT III 1000V CAT IV 600V	CAT III 1000V CAT IV 600V	CAT III 1000V CAT IV 600V
Insulation Resistance	0.01MΩ~2GΩ	0.01MΩ~100GΩ	0.01MΩ~10GΩ	0.01MΩ~10GΩ	0.01MΩ~100GΩ	0.01MΩ~300GΩ	0.01MΩ~5TΩ
Output Voltage	1kV DC	2.5kV DC	1kV DC	1kV DC	2.5kV DC	2.5kV DC	5kV DC
Leakage Current test							1nA~3mA
Continuity Test			0.01Ω~200Ω (1mA)	0.01Ω~200Ω (>200mA)	0.01Ω~200Ω (1mA)	0.01Ω~200Ω (1mA)	
Measurement Voltage	DC 1000V AC 700V		DC 1000V AC 750V	DC 1000V AC 750V	DC 1000V AC 750V	DC 1000V AC 750V	DC 1000V AC 750V
Short Current	1.8mA		1.8mA	1.8mA	3mA	3mA	3mA
Temperature Test							-10~70°C
Back Light			•	•	•	•	•
Interface							USB













	 CAT II	 CAT III	 CAT IV							
										
Page	50	50	50	50	51	49	52	52	52	52
Model	M300	M300C	M320	M320C	MS8216	MS8333A	MS8211	MS8211D	MS8212A	MS8223A
Certificate	CE/ETL	CE/ETL	CE/ETL	CE/ETL		CE/ETL			CE	CE
Safety Rating	 CAT II 600V  CAT III 300V	 CAT III 300V	 CAT II 600V  CAT III 300V	 CAT III 300V	 CAT II 600V  CAT III 300V	 CAT III 600V	 CAT II 600V	 CAT II 600V	 CAT III 600V	 CAT III 600V
Display Counts	2000	2000	4000	4000	4000	6000	2000	2000	2000	2000
Autoranging			•	•	•	•	•	•	•	•
Auto Power Off			•	•	•	•	•	•	•	•
True RMS						•				
DC Voltage	600V	300V	600V	300V	600V	600V	600V	600V	600V	600V
AC Voltage	600V	300V	600V	300V	600V	600V	600V	600V	600V	600V
DC Current	200mA	200mA	400mA	400mA		600mA		200mA	200mA	200mA
AC Current			400mA	400mA		600mA		200mA	200mA	200mA
Resistance	2MΩ	2MΩ	40MΩ	40MΩ	40MΩ	60MΩ	20MΩ	20MΩ	20MΩ	20MΩ
Capacitance			100μF	100μF	200μF	600μF				
Frequency			100kHz	100kHz	200kHz	10kHz				
Duty Cycle						•				
Type K Temperature										
Battery Test						•				
Diode	•	•	•	•	•	•	•	•	•	•
Continuity	•	•	•	•	•	•	•	•	•	•
Display Backlight						•				
Work Light										•
Data Hold			•	•	•	•	•	•	•	•
NCV						•	•		•	•
Inductance										
hFE Transistor										
Dual Display										
MAX							•	•	•	•
MAX/MIN										
MAX/MIN/AVG										
Relative Measurement					•					
Peak Measurement										
DWELL Test										
TACH Test										
Logic Level Test								•	•	•
Retractable Tip							•	•		
Double Molding									•	•










									
<ul style="list-style-type: none"> ▶ CAT II ▶ CAT III ▶ CAT IV 									
Page	53	54	54	54	54	54	54	55	55
Model	MS8217	MAS830	MAS830B	MAS830L	MAS830C	MAS830BC	MAS830LC	MAS838	MAS838C
Certificate		CE/ETL	CE/ETL	CE/ETL	CE/ETL	CE/ETL	CE/ETL	CE/ETL	CE/ETL
Safety Rating	<ul style="list-style-type: none"> ▶ CAT II 1000V ▶ CAT III 600V 	CAT III 600V	CAT III 600V	CAT III 600V	CAT III 300V	CAT III 300V	CAT III 300V	CAT III 600V	CAT III 300V
Display Counts	4000	2000	2000	2000	2000	2000	2000	2000	2000
Autoranging	•								
Auto Power Off	•								
True RMS									
DC Voltage	1000V	600V	600V	600V	300V	300V	300V	600V	300V
AC Voltage	1000V	600V	600V	600V	300V	300V	300V	600V	300V
DC Current	10A	10A	10A	10A	10A	10A	10A	10A	10A
AC Current	10A								
Resistance	40MΩ	2MΩ	2MΩ	2MΩ	2MΩ	2MΩ	2MΩ	2MΩ	2MΩ
Capacitance	100μF								
Frequency	100kHz								
Duty Cycle	•								
Type K Temperature	-55~1000°C							-20~1000°C	-20~1000°C
Battery Test									
Diode	•	•	•	•	•	•	•	•	•
Continuity	•	•		•	•		•	•	•
Display Backlight				•			•		
Work Light									
Data Hold	•	•	•	•	•	•	•	•	•
NCV									
Inductance									
hFE Transistor									
Dual Display									
MAX									
MAX/MIN									
MAX/MIN/AVG									
Relative Measurement	•								




















											
											
Page	56	56	56	57	57	57	58	58	58	58	58
Model	MS8233A	MS8233B	MS8233C	MS8233D	MS8233E	MS8233Z	MS8238	MS8238A	MS8238B	MS8238C	MS8238G
Certificate	CE/ETL	CE/ETL	CE/ETL	CE/ETL	CE/ETL		ETL	ETL	CE/ETL	CE/ETL	ETL
Safety Rating	CAT III 600V	CAT III 600V	CAT III 600V	CAT II 600V	CAT III 600V	CAT II 600V	CAT III 600V	CAT III 600V	CAT III 600V	CAT III 600V	CAT III 600V
Display Counts	2000	2000	2000	2000	2000	4000	2000	2000	2000	2000	2000
Autoranging				•	•	•				•	
Auto Power Off				•	•	•				•	
True RMS											
DC Voltage	600V	600V	600V	600V	600V	600V	600V	600V	600V	600V	600V
AC Voltage	600V	600V	600V	600V	600V	600V	600V	600V	600V	600V	600V
DC Current	10A	10A	10A	10A	10A	10A	10A	10A	10A	10A	10A
AC Current				10A	10A	10A		10A	10A	10A	
Resistance	2MΩ	2MΩ	2MΩ	20MΩ	20MΩ	40MΩ	2MΩ	2MΩ	2MΩ	20MΩ	2MΩ
Capacitance						200μF					
Frequency				20kHz		10MHz					
Duty Cycle						•					
Type K Temperature			-20~1000°C -4~1832°F		-20~1000°C -4~1832°F	-20~1000°C -4~1832°F					-20~750°C -4~1382°F
Battery Test							•	•	•	•	•
Diode	•	•	•	•	•	•	•	•	•	•	•
Continuity	•	•	•	•	•	•	•	•	•	•	•
Display Backlight		•	•	•	•	•					
Work Light											
Data Hold	•	•	•	•	•	•	•	•	•	•	•
NCV		•	•	•	•			•	•	•	•
Inductance											
hFE Transistor											
Dual Display											
MAX				•	•	•					
MAX/MIN											
MAX/MIN/AVG											
Relative Measurement											








									
<ul style="list-style-type: none"> ▶ CAT II ▶ CAT III ▶ CAT IV 									
Page	46	60	60	60	61	48	62	62	62
Model	MS8238H	MS8239A	MS8239B	MS8239C	MS8239D	MS8301D	MS8321A	MS8321B	MS8321C
Certificate	CE/ETL	CE/ETL	CE/ETL	CE/ETL		CE/ETL	CE/ETL	CE/ETL	CE/ETL
Safety Rating	CAT III 600V	CAT III 600V	CAT III 600V	CAT III 600V	CAT III 600V	CAT III 600V	CAT III 600V	CAT III 600V	CAT III 600V
Display Counts	4000	2000	2000	4000	2000	6000	2000	2000	2000
Autoranging	•			•	•	•			
Auto Power Off	•			•	•	•	•	•	•
True RMS	•								
DC Voltage	600V	600V	600V	600V	600V	600V	600V	600V	600V
AC Voltage	600V	600V	600V	600V	600V	600V	600V	600V	600V
DC Current	10A	10A	10A	10A	10A		10A	10A	10A
AC Current	10A		10A	10A	10A		10A	10A	
Resistance	40MΩ	2MΩ	2MΩ	40MΩ	20MΩ	10MΩ	20MΩ	20MΩ	2MΩ
Capacitance				100μF					
Frequency				10MHz		3kHz			
Duty Cycle				•		•			
Type K Temperature	-20~1000°C -4~1832°F			-20~1000°C -4~1832°F				-20~1000°C -4~1832°F	
Battery Test	•	•	•					•	
Diode	•	•	•	•	•		•	•	•
Continuity	•	•	•	•	•	•	•	•	•
Display Backlight				•	•	•			
Work Light									
Data Hold	•	•	•	•	•	•	•	•	•
NCV	•					•			
Inductance									
hFE Transistor							•		•
Dual Display						•			
MAX					•				
MAX/MIN						•			
MAX/MIN/AVG									
Relative Measurement									
Peak Measurement									
DWELL Test					•				
TACH Test					•				
Interface	Wireless								





									
<ul style="list-style-type: none"> ▶ CAT II ▶ CAT III ▶ CAT IV 									
Page	63	63	63	65	65	65	65	65	64
Model	MS8321D	MS8321E	MS8321F	MY60	MY61	MY62	MY63	MY64	MY65
Certificate									
Safety Rating	CAT II 1000V	CAT II 1000V	CAT II 1000V	CAT II 1000V	CAT II 1000V	CAT II 1000V	CAT II 1000V	CAT II 1000V	CAT II 1000V
	CAT III 600V	CAT III 600V	CAT III 600V	CAT III 600V	CAT III 600V	CAT III 600V	CAT III 600V	CAT III 600V	CAT III 600V
Display Counts	2000	2000	2000	2000	2000	2000	2000	2000	20000
Autoranging									
Auto Power Off	•	•	•	•	•	•	•	•	•
True RMS									
DC Voltage	1000V	1000V	1000V	1000V	1000V	1000V	1000V	1000V	1000V
AC Voltage	750V	750V	750V	750V	750V	750V	750V	750V	750V
DC Current	20A	20A	20A	10A	10A	10A	10A	10A	10A
AC Current	20A	20A		10A	10A	10A	10A	10A	10A
Resistance	20MΩ	20MΩ	2MΩ	200MΩ	200MΩ	200MΩ	200MΩ	200MΩ	200MΩ
Capacitance					100μF	100μF	100μF	100μF	100μF
Frequency							20kHz		20kHz
Duty Cycle									
Type K Temperature		-20~1000°C -4~1832°F				-20~1000°C		-20~1000°C	
Battery Test		•							
Diode	•	•	•	•	•	•	•	•	•
Continuity	•	•	•	•	•	•	•	•	•
Display Backlight									
Work Light									
Data Hold	•	•	•	•	•	•	•	•	•
NCV									
Inductance									
hFE Transistor	•		•	•	•	•	•	•	•
Dual Display									
MAX									
MAX/MIN									
MAX/MIN/AVG									
Relative Measurement									
Peak Measurement									
DWELL Test									
TACH Test									
Interface									









	 CAT II	 CAT III	 CAT IV						
									
Page	66	66	66	67	67	68	68	69	69
Model	MY70	MY74	MY74B	MY75	MY78	MS8360C	MS8360E	MS8360F	MS8360G
Certificate	CE/ETL	CE/ETL	CE/ETL	CE/ETL	CE	CE/ETL	CE/ETL	CE/ETL	CE/ETL
Safety Rating	CAT III 600V	CAT III 600V	CAT III 600V	CAT III 600V	CAT III 600V	CAT III 600V	CAT III 600V	CAT III 600V	CAT III 600V
Display Counts	2000	2000	2000	20000	4000	2000	2000	4000	4000
Autoranging					•			•	•
Auto Power Off	•	•	•	•	•	•	•	•	•
True RMS									
DC Voltage	600V	600V	600V	600V	600V	600V	600V	600V	600V
AC Voltage	600V	600V	600V	600V	600V	600V	600V	600V	600V
DC Current	10A	10A	10A	10A	10A	10A	10A	10A	10A
AC Current	10A	10A	10A	10A	10A	10A	10A	10A	10A
Resistance	200MΩ	200MΩ	200MΩ	200MΩ	40MΩ	200MΩ	200MΩ	40MΩ	40MΩ
Capacitance		100μF	100μF	100μF	200μF	200μF	200μF	200μF	400μF
Frequency		20kHz	20kHz	20kHz	200kHz	20kHz		10MHz	10MHz
Duty Cycle					•			•	•
Type K Temperature		-20~1000°C	-20~1000°C			-20~1000°C -4~1832°F			-20~1000°C -4~1832°F
Battery Test									
Diode	•	•	•	•	•	•	•	•	•
Continuity	•	•	•	•	•	•	•	•	•
Display Backlight						•	•	•	•
Work Light									
Data Hold	•	•	•	•	•	•	•	•	•
NCV						•	•	•	•
Inductance							20H		
hFE Transistor	•	•	•		•				
Dual Display									
MAX									
MAX/MIN									•
MAX/MIN/AVG									
Relative Measurement					•			•	•
Low Impedance									
Bar Graph									•
DC Current (For Clamp)					40/400A				
AC Current (For Clamp)					40/400A				
Interface									












<ul style="list-style-type: none"> ▶ CAT II ▶ CAT III ▶ CAT IV 									
Page	47	70	70	70	72	72	72	74	74
Model	MS8361D	MS8250A	MS8250B	MS8250D	MS8251A	MS8251B	MS8251C	MS8253A	MS8253D
Certificate	CE/ETL	CE/ETL	CE/ETL	CE/ETL	CE/ETL	CE/ETL	CE/ETL	CE/ETL	CE/ETL
Safety Rating	CAT III 600V	CAT IV 600V	CAT IV 600V	CAT III 1000V	CAT III 1000V	CAT III 1000V	CAT III 1000V	CAT III 1000V	CAT III 1000V
				CAT IV 600V	CAT IV 600V	CAT IV 600V	CAT IV 600V	CAT IV 600V	CAT IV 600V
Display Counts	4000	4000	4000	6600	6600	6600	4000	6600	6600
Autoranging	•	•	•	•	•	•	•	•	•
Auto Power Off	•	•	•	•	•	•	•	•	•
True RMS	•			•		•	•	•	•
DC Voltage	600V	600V	600V	1000V	1000V	1000V	1000V	1000V	1000V
AC Voltage	600V	600V	600V	1000V	1000V	1000V	1000V	1000V	1000V
DC Current	10A	10A	10A	10A	10A	10A	10A	10A	10A
AC Current	10A	10A	10A	10A	10A	10A	10A	10A	10A
Resistance	40MΩ	40MΩ	40MΩ	66MΩ	66MΩ	66MΩ	40MΩ	66MΩ	66MΩ
Capacitance	100mF	100μF	100μF	66mF	66mF	66mF	40mF	66mF	66mF
Frequency	10MHz	5MHz	5MHz	66MHz	66MHz	66MHz	40MHz	66MHz	66MHz
Duty Cycle	•	•	•	•	•	•	•	•	•
Type K Temperature					0~1000°C 32~1832°F	0~1000°C 32~1832°F	0~1000°C 32~1832°F		
Battery Test									
Diode	•	•	•	•	•	•	•	•	•
Continuity	•	•	•	•	•	•	•	•	•
Display Backlight	•	•	•	•	•	•	•	•	•
Work Light									
Data Hold	•	•	•	•	•	•	•	•	•
NCV	•	•	•	•	•	•	•	•	•
Inductance									
hFE Transistor	•								
Dual Display				•	•	•	•	•	•
MAX									
MAX/MIN				•	•	•	•	•	•
MAX/MIN/AVG									
Relative Measurement	•	•	•	•	•	•	•	•	•
Low Impedance						•			
Bar Graph				•	•	•	•	•	•
DC Current (For Clamp)									
AC Current (For Clamp)									
Interface	Wireless		USB	USB					USB










							
Page	76	76	76	76	76	78	78
Model	MS8261	MS8264	MS8265	MS8268	MS8269	MS8340A	MS8340B
Certificate						CE	CE
Safety Rating	 CAT II 1000V	 CAT II 1000V	 CAT II 1000V	 CAT II 1000V	 CAT II 1000V	 CAT III 1000V	 CAT III 1000V
	 CAT III 600V	 CAT III 600V	 CAT III 600V	 CAT III 600V	 CAT III 600V		
Display Counts	2000	2000	20000	4000	2000	6000	22000
Autoranging				•		•	•
Auto Power Off	•	•	•	•	•	•	•
True RMS							•
DC Voltage	1000V	1000V	1000V	1000V	1000V	1000V	1000V
AC Voltage	750V	750V	750V	750V	750V	750V	700V
DC Current	10A	10A	10A	10A	10A	10A	10A
AC Current	10A	10A	10A	10A	10A	10A	10A
Resistance	200MΩ	200MΩ	200MΩ	40MΩ	20MΩ	60MΩ	220MΩ
Capacitance	20μF	20μF	200μF	200μF	200μF	400μF	220mF
Frequency		20kHz	20kHz	200kHz		10MHz	220kHz
Duty Cycle				•		•	•
Type K Temperature		-20~1000°C			-20~1000°C	-10~700°C 14~1292°F	
Diode	•	•	•	•	•	•	•
Continuity	•	•	•	•	•	•	•
Display Backlight	•	•	•	•		•	•
Work Light							
Data Hold	•	•	•	•	•	•	•
NCV							
Inductance					20H		
hFE Transistor	•	•	•	•	•		
MAX							
MAX/MIN						•	•
MAX/MIN/AVG							
Relative Measurement				•		•	•
Peak Measurement							•
Low Pass Filter						•	
Insulation Test							
DAR / PI							
Relative Humidity							
Sound level							
Luminosity							
Infrared Temperature							
Environment Temperature							
Cable Check							
Sound & Light Warning			•	•			
Data Logging							
Interface							USB









							
<ul style="list-style-type: none"> ▶ CAT II ▶ CAT III ▶ CAT IV 							
Page	79	80	81	81	81	82	83
Model	MS8209	MS8228	MS8229	MS8235	MS8236	MS5206	MS5208
Certificate			CE/ETL			CE/ETL	CE/ETL
Safety Rating	CAT III 600V	CAT II 1000V CAT III 600V	CAT III 600V	CAT III 600V	CAT III 600V	CAT III 1000V	CAT III 1000V CAT IV 600V
Display Counts	4000	4000	4000	2000	2000	6600	6600
Autoranging	•	•	•	•	•	•	•
Auto Power Off	•	•	•	•	•	•	•
True RMS						•	•
DC Voltage	600V	1000V	1000V	600V	600V	1000V	1000V
AC Voltage	600V	750V	750V	600V	600V	660V	750V
DC Current	10A	10A	10A	10A	10A		400mA
AC Current	10A	10A	10A	10A	10A		400mA
Resistance	40MΩ	40MΩ	40MΩ	20MΩ	20MΩ	200kΩ	60MΩ
Capacitance	200μF	100μF	100μF				60mF
Frequency	200kHz	200kHz	200kHz	20kHz			10kHz
Duty Cycle	•	•					
Type K Temperature	-20~1000°C		-20~1000°C -4~1832°F				-30~1300°C -22~2372°F
Diode	•	•	•	•	•		•
Continuity	•	•	•	•	•		•
Display Backlight	•	•	•	•	•	•	•
Work Light							
Data Hold	•	•	•	•	•		•
NCV				•	•		
Inductance							
hFE Transistor		•					
MAX				•	•		
MAX/MIN						•	
MAX/MIN/AVG							•
Relative Measurement	•	•					•
Peak Measurement							
Low Pass Filter							•
Insulation Test						1000V/10GΩ	1000V/2GΩ
DAR / PI						•	•
Relative Humidity	30~90%		20~95%				
Sound level	35~100dB		40~100dB				
Luminosity	40000Lux		4000/40000Lux				
Infrared Temperature		-20~300°C -4~572°F					
Environment Temperature		0~40°C 32~104°F	0~40°C 32~104°F				
Cable Check				RJ11/RJ45	RJ11/RJ45/Tone		
Sound & Light Warning		•	•				
Data Logging							100 Groups
Interface						Wireless	











				
Page	84	85	86	87
Model	MS6100	M9803R	MS8040	MS8050
Certificate			ETL	
Safety Rating		CAT II 1000V	CAT II 1000V	CAT II 1000V
Display Counts	22000	4000	22000	53000
Autoranging	•	•	•	•
Auto Power Off		•	•	•
True RMS		•	•	•
DC Voltage		1000V	1000V	1000V
AC Voltage		750V	750V	1000V
DC Current		10A	10A	10A
AC Current		10A	10A	10A
Resistance		40MΩ	200MΩ	50MΩ
Capacitance		40μF	200mF	5mF
Frequency	1300MHz	600kHz		
Logic Frequency			220MHz	2MHz
Linear Frequency			100kHz	200kHz
Duty Cycle			•	•
OSC. Out	10MHz			
Type K Temperature			-30~1300°C	
Diode		•	•	•
hFE Transistor		•		
Continuity		•	•	•
Backlight		•	•	•
Data Hold	•		•	•
MAX/MIN/AVG		MAX/MIN	MAX/MIN	•
Relative Measurement	•	•	•	•
Peak Measurement			•	
Low Pass Filter	•		•	
Bar Graph		•	•	
DC Current (For Clamp)			220/2200A	
AC Current (For Clamp)			220/2200A	
ADP measurement		•		
Data Logging				30 Groups
Analysis Software				•
Interface		USB	USB	USB






								
<ul style="list-style-type: none"> ▶ CAT II ▶ CAT III ▶ CAT IV 								
Page	92	92	92	93	93	94	94	94
Model	M266	M266C	M266F	MS2000G	MS2000R	MS2001	MS2001C	MS2101
Certificate	CE/ETL		CE/ETL					
Safety Rating	CAT II 1000V	CAT II 1000V	CAT II 1000V	CAT II 1000V	CAT II 1000V	CAT II 1000V	CAT II 1000V	CAT II 1000V
	CAT III 600V	CAT III 600V	CAT III 600V			CAT III 600V	CAT III 600V	CAT III 600V
Display Counts	2000	2000	2000	2000	4000	2000	2000	4000
Jaw Size	Φ50mm 2.0"	Φ50mm 2.0"	Φ50mm 2.0"	Φ55mm 2.2"	Φ55mm 2.2"	Φ42mm 1.7"	Φ42mm 1.7"	Φ42mm 1.7"
Autoranging					•			•
Auto Power Off					•			•
True RMS					•			
DC Voltage	1000V	1000V	1000V	1000V	1000V	1000V	1000V	1000V
AC Voltage	750V	750V	750V	750V	750V	750V	750V	750V
DC Current					1000A			1000A
AC Current	1000A	1000A	1000A	2000A	1000A	1000A	1000A	1000A
Inrush Current								
Resistance	20kΩ	2MΩ	2MΩ	2MΩ	40MΩ	2kΩ	2kΩ	40MΩ
Capacitance								40μF
Frequency			2kHz	20kHz	400kHz			100kHz
Duty Cycle								•
Type K Temperature		0~750°C 32~1382°F		0~750°C			-40~750°C	-40~750°C
Diode			•	•		•		•
Continuity	•	•	•	•	•	•	•	•
Display Backlight				•	•	•	•	
Work Light								
Data Hold	•	•	•	•	•	•	•	•
NCV								
MAX/MIN					•			
Relative Measurement					•			•
Bar Graph								
Insulation Test	2000MΩ	2000MΩ	2000MΩ					

								
<ul style="list-style-type: none">  CAT II  CAT III  CAT IV 								
Page	95	95	95	89	96	96	97	97
Model	MS2030	MS2030A	MS2030B	MS2033A	MS2028A	MS2028B	MS2128	MS2128A
Certificate	CE/ETL	CE/ETL	CE/ETL	CE/ETL	CE/ETL	CE/ETL	CE/ETL	CE/ETL
Safety Rating	CAT III 600V	CAT III 600V	CAT III 600V	CAT III 600V	CAT III 600V	CAT III 600V	CAT III 600V	CAT III 600V
Display Counts	2000	2000	4000	6000	2000	4000	6600	4000
Jaw Size	Φ28mm 1.1"	Φ28mm 1.1"	Φ28mm 1.1"	Φ26mm 1.0"	Φ26mm 1.0"	Φ26mm 1.0"	Φ26mm 1.0"	Φ26mm 1.0"
Autoranging			•	•	•	•	•	•
Auto Power Off			•	•	•	•	•	•
True RMS					•		•	•
DC Voltage	600V	600V	600V	600V	600V	600V	600V	600V
AC Voltage	600V	600V	600V	600V	600V	600V	600V	600V
DC Current							600A	600A
AC Current	400A	200A	600A	600A	600A	600A	600A	600A
Inrush Current							600A	
Resistance	2kΩ	2kΩ	40MΩ	10MΩ	20MΩ	40MΩ	66MΩ	40MΩ
Capacitance			100μF			100mF	100mF	4mF
Frequency			10kHz	3kHz		100kHz	10kHz	10kHz
Duty Cycle			•	•		•	•	•
Type K Temperature			-20~1000°C -4~1832°F			-20~750°C -4~1382°F		
Diode	•	•	•		•	•	•	•
Continuity	•	•	•	•	•	•	•	•
Display Backlight		•	•	•	•	•	•	•
Work Light		•	•				•	•
Data Hold	•	•	•	•	•	•	•	•
NCV		•	•					
MAX/MIN				•	Max		•	•
Relative Measurement								•
Bar Graph								•
Insulation Test								
DC Current (From Plug)								
Low Pass Filter								
Low Impedance								
Dual Display				•				
Infrared Temperature								
Interface								












									
<ul style="list-style-type: none"> ▶ CAT II ▶ CAT III ▶ CAT IV 									
Page	98	98	99	100	101	101	102	102	102
Model	MS2009A	MS2009C	MS2109A	MS2160	MS2600	MS2601	MS2140A	MS2140B	MS2140C
Certificate	CE/ETL	CE/ETL	CE/ETL			CE/ETL			
Safety Rating	CAT III 600V	CAT III 600V	CAT III 600V	CAT III 600V	CAT III 600V	CAT III 600V	CAT III 600V	CAT III 600V	CAT III 600V
Display Counts	2000	6000	6000	4000	4000	6000	6000	6000	6000
Jaw Size	Φ26mm 1.0"	Φ26mm 1.0"	Φ26mm 1.0"	Φ24mm 0.9"	Φ12mm 0.5"	Φ12mm 0.5"	Φ40mm 1.6"	Φ40mm 1.6"	Φ40mm 1.6"
Autoranging	•	•	•	•	•	•	•	•	•
Auto Power Off	•	•	•	•	•	•	•	•	•
True RMS									
DC Voltage	600V	600V	600V	600V	1000V	600V	1000V	1000V	1000V
AC Voltage	600V	600V	600V	600V	700V	600V	1000V	1000V	1000V
DC Current			600A	80A			600A	1000A	1000A
AC Current	600A	600A	600A	80A	200A	200A	600A	1000A	1000A
Inrush Current							600A	1000A	1000A
Resistance	20MΩ	60MΩ	60MΩ	40MΩ	40MΩ	60MΩ	60MΩ	60MΩ	60MΩ
Capacitance		60mF	4mF	40mF	40μF	60mF	60mF	60mF	60mF
Frequency		10MHz	10MHz	10MHz	100kHz	60MHz	60MHz	60MHz	60MHz
Duty Cycle		•	•	•	•	•	•	•	•
Type K Temperature		-20~1000°C -4~1832°F	-20~1000°C -4~1832°F	-20~1000°C -4~1832°F		-20~400°C -4~750°F	-40~500°C -40~932°F	-40~500°C -40~932°F	-40~500°C -40~932°F
Diode	•	•	•	•	•	•	•	•	•
Continuity	•	•	•	•	•	•	•	•	•
Display Backlight	•	•	•	•	•	•	•	•	•
Work Light	•	•	•	•		•	•	•	•
Data Hold	•	•	•	•	•	•	•	•	•
NCV	•	•	•	•		•	•	•	•
MAX/MIN	Max		•				•	•	•
Relative Measurement			•		•		•	•	•
Bar Graph									
Insulation Test									
DC Current (From Plug)						1000μA	2000μA	2000μA	2000μA
Low Pass Filter									
Low Impedance						•			
Dual Display									
Infrared Temperature									-20~350°C -32~662°F
Interface									






								
<ul style="list-style-type: none"> ▶ CAT II ▶ CAT III ▶ CAT IV 								
Page	104	104	105	105	106	106	107	107
Model	MS2025A	MS2025C	MS2125A	MS2125B	MS2026	MS2026R	MS2138	MS2138R
Certificate	CE/ETL	CE/ETL	CE/ETL	CE/ETL				
Safety Rating	▶ CAT III 1000V	▶ CAT III 1000V	▶ CAT III 1000V	▶ CAT III 1000V	▶ CAT III 600V	▶ CAT III 600V	▶ CAT III 600V	▶ CAT III 600V
	▶ CAT IV 600V	▶ CAT IV 600V	▶ CAT IV 600V	▶ CAT IV 600V				
Display Counts	6000	6600	6000	6000	6000	6000	4000	4000
Jaw Size	Φ40mm 1.6"	Φ40mm 1.6"	Φ40mm 1.6"	Φ40mm 1.6"	Φ40mm 1.6"	Φ40mm 1.6"	Φ40mm 1.6"	Φ40mm 1.6"
Autoranging	•	•	•	•	•	•	•	•
Auto Power Off	•	•	•	•	•	•	•	•
True RMS	•	•	•	•		•		•
DC Voltage	1000V	1000V	1000V	1000V	1000V	1000V	600V	600V
AC Voltage	750V	750V	750V	750V	750V	750V	600V	600V
DC Current			1000A	1000A			1000A	1000A
AC Current	1000A	1000A	1000A	1000A	1000A	1000A	1000A	1000A
Inrush Current			1000A	1000A				
Resistance	60MΩ	66MΩ	60MΩ	60MΩ	60MΩ	60MΩ	40MΩ	40MΩ
Capacitance	100mF	66mF	100mF	100mF	4mF	4mF	4mF	4mF
Frequency	10MHz	66MHz	10MHz	10MHz	10MHz	10MHz	10MHz	10MHz
Duty Cycle	•	•	•	•	•	•	•	•
Type K Temperature		-20~1000°C -4~1832°F						
Diode	•	•	•	•	•	•	•	•
Continuity	•	•	•	•	•	•	•	•
Display Backlight	•	•	•	•	•	•	•	•
Work Light	•	•	•	•	•	•	•	•
Data Hold	•	•	•	•	•	•	•	•
NCV	•	•	•	•				
MAX/MIN	•	•	•	•	•	•		
Relative Measurement	•	•	•	•		•	•	•
Bar Graph		•		•			•	•
Low Pass Filter								
Dual Display		•		•				
Active Power								
Apparent Power								
Reactive Power								
Power Factor								
Active Energy								
Harmonic Measurement								
Data Logging								
Interface				USB				

										
<ul style="list-style-type: none"> ▶ CAT II ▶ CAT III ▶ CAT IV 										
Page	108	108	109	90	110	111	111	91	112	112
Model	MS2010A	MS2010B	MS2006B	MS2016A	MS2228	MS2203	MS2205	MS2225A	MS3300	MS3302
Certificate				CE/ETL				CE/ETL		
Safety Rating	CAT III 600V	CAT III 600V	CAT III 600V	CAT III 600V	CAT III 600V	CAT III 600V	CAT III 600V	CAT III 1000V	CAT II 600V	CAT II 600V
Display Counts	2000	4000	2000	4000	6000	9999	6000	6000		
Jaw Size	Φ32mm 1.2"	Φ32mm 1.2"	Φ31mm 1.2"	Φ30mm 1.2"	Φ26mm 1.0"	Φ50mm 2.0"	Φ50mm 2.0"	Φ40mm 1.6"	Φ55mm 2.2"	Φ28mm 1.1"
Autoranging	•	•		•	•	•	•	•		
Auto Power Off	•	•	•	•	•		•	•		
True RMS				•	•	•	•		•	
DC Voltage	600V	600V		600V				1000V		
AC Voltage	600V	600V		600V	600V	600V	600V	750V		
DC Current									1000A	
AC Current	600A	600A	60A	150A	200A	1000A	1000A	1000A	1000A	400A
Inrush Current								1000A		
Resistance	20MΩ	40MΩ		40MΩ				60MΩ		
Capacitance		100μF		40mF				100mF		
Frequency		100kHz			1kHz	1kHz	1kHz	10MHz		
Duty Cycle		•						•		
Type K Temperature	20~1000°C -4~1832°F	-20~1000°C		20~1000°C -4~1832°F						
Diode	•	•		•				•		
Continuity	•	•		•				•		
Display Backlight	•	•			•	•	•	•		
Work Light					•			•		
Data Hold	•	•	•	•	•	•	•	•		
NCV								•		
MAX/MIN	Max			•	•	•		•		
Relative Measurement		•						•		
Bar Graph						•				
Low Pass Filter	•	•		•						
Dual Display										
Active Power					120kW	600kW	600kW	750kW		
Apparent Power					120kVA	600kVA	600kVA	750kVA		
Reactive Power					120kVAr	600kVAr	600kVAr	750kVAr		
Power Factor					0.3~1	0.3~1	0.3~1	0.3~1		
Active Energy						9999kWh				
Harmonic Measurement					45~65Hz		45~65Hz	45~65Hz		
Data Logging						28 Groups	100 Groups			
Interface						RS232	RS232	Wireless		






<ul style="list-style-type: none"> ▶ CAT II ▶ CAT III ▶ CAT IV 					
Page	114	115	115	116	117
Model	MS6860	MS102	MS112	MS5902	MS5905
Certificate	CE	ETL	ETL		CE
Safety Rating	▶ CAT II 230V	▶ CAT II 125V	▶ CAT II 125V	▶ CAT II 600V	▶ CAT II 600V
AC Voltage	110V 220V 230V	125V	125V	110V 120V 220V 230V	125V 220V 230V
Socket Test	•	•	•	•	•
GFCI		•		TF type	TB type
RCD					
Work Light				•	
NCV					•
Buzzer and LED Instruction	•	•	•	•	•







ELECTRICAL TESTERS

<ul style="list-style-type: none"> ▶ CAT II ▶ CAT III ▶ CAT IV 											
Page	118	118	118	119	119	119	120	121	121	122	122
Model	MS8900A	MS8900C	MS8900N	MS8902A	MS8902B	MS8902H	MS8907	MS6580B	MS6580D	MS8922A	MS8922B
Certificate	CE/ETL	CE/ETL	CE/ETL	CE	CE	CE	CE			CE	CE
Safety Rating	▶ CAT II 1000V ▶ CAT III 600V	▶ CAT III 600V	▶ CAT II 1000V ▶ CAT III 600V	▶ CAT II 1000V ▶ CAT III 600V	▶ CAT II 1000V ▶ CAT III 600V	▶ CAT II 1000V ▶ CAT III 600V	▶ CAT II 1000V ▶ CAT III 600V	▶ CAT II 1000V ▶ CAT III 600V	▶ CAT II 1000V ▶ CAT III 600V	▶ CAT III 400V	▶ CAT III 400V
Non Contact Voltage	90~1000V	100~240V	90~1000V	12~1000V	20~1000V	100~1000V	50~1000V	12~1000V	12~1000V		
Contact Voltage										400V	400V
Frequency	50~60Hz	50~60Hz	50~60Hz	50~500Hz	50~500Hz	50~500Hz	50~60Hz	50~60Hz	50~60Hz	50~60Hz	50~60Hz
Resistance											
Metal Detecting					<20mm						
RCD Test											•
Work Light							•	•	•		
Sound & Light	•	•	•	•	•	•	•	•	•		
Auto Power Off				•	•			•	•		
Sensitivity adjustment				•	•			•	•		
Infrared temperature								-20~330°C -4~626°F	-20~330°C -4~626°F		




					
Page	124	124	123	125	126
Model	MS6810	MS6811	MS6812A	MS6813	MS6818
Certificate			CE	CE	CE/ETL
Safety Rating					CAT III 300V
Auto Ranging					•
DC Voltage					12~400V
AC Voltage					12~400V
Frequency			300kHz	300kHz	125kHz
Low Battery Indicator		•			
Sensitivity Adjustable			•	•	•
Electric Wire			•	•	•
Coaxial Cable (BNC)	•			•	
Network Cable	•	•		•	
Telephone Wire			•	•	
Backlight					•
Worklight					•
Sound & light instructions			•	•	•




CIRCUIT ANALYZER

					
<ul style="list-style-type: none"> ▶ CAT II ▶ CAT III ▶ CAT IV 					
Page	128	128	129	129	130
Model	MS5900	MS5901	MS5908A	MS5908C	MS5910
Certificate		CE/ETL	CE	CE	
Safety Rating	▶ CAT III 600V	▶ CAT III 600V	▶ CAT III 300V	▶ CAT III 300V	▶ CAT III 300V
AC Voltage	400V	400V	190V	375V	440V
Frequency	400Hz	400Hz	45~65Hz	45~65Hz	45~65Hz
Motor & Phase Rotation Indicator	•	•			
Voltage Drop current			12/15/20A	5/8/10A	
Impedance measurement			•	•	
Loop Resistance measurement					•
GFCI Test			•	•	
RCD Test			•	•	•
Data Hold			•	•	
Backlight			•	•	•
Interface					USB










						
Page	132	132	133	134	134	135
Model	MS8910	MS8910A	MS8911	MS6013	MY6243	MS5308
Certificate	CE	CE/ETL	CE	CE	CE	CE
Auto Ranging	•	•	•			
Auto Power Off	•	•	•			
Resistance	300Ω/30MΩ	300Ω/30MΩ	60Ω/20MΩ			20Ω/200MΩ
Capacitance	3nF/30mF	3nF/30mF	600pF/6mF	200pF/20mF	2nF/200μF	200pF/20mF
Inductance			600μH/200H		2mH~2H	200μH~20kH
Diode	•	•				
Continuity Buzzer	•	•				
Auto Scanning	•		•			
Zero Adjustment				•		
LCR / DCR			•			•
Data Hold	•	•	•			•
Backlight						•
Relative Measurement						•
Interface						RS232

PROCESS CALIBRATORS





<ul style="list-style-type: none"> ▶ CAT II ▶ CAT III ▶ CAT IV 			
Page	136	137	138
Model	MS7220	MS7221	MS7212
Certificate			
Safety Rating			▶ CAT II 600V
Auto Ranging			•
DC Voltage	-10~75mV	100mV / 10V	300V
AC Voltage			300V
DC Current		0~24mA	400mA
AC Current			400mA
Resistance			400kΩ
Frequency			30kHz
Thermocouple Type	K.J.T.E.R.S.B.N		
Temperature	-250~1800°C -418~3272°F		-50~1300°C
MAX/MIN/AVG			•
Backlight			•
Data Hold			•
Interface			USB / RS232



								
Page	138	138	138	139	139	140	140	140
Model	MS6522A	MS6522B	MS6522C	MS6530T	MS6541	MS6531A	MS6531B	MS6531C
Certificate	CE/ETL	CE/ETL	CE/ETL	CE/ETL	CE/ETL	CE/ETL	CE/ETL	CE/ETL
Color Display						•	•	•
IRT Temperature	-20~300°C -4~572°F	-20~500°C -4~932°F	0~100°C 32~212°F	-20~350°C -4~662°F	-50~760°C -58~1400°F	-60~500°C -76~932°F	-40~800°C -40~1472°F	-40~800°C -40~1472°F
IRT Temperature [Body 5~15cm]			32~42°C 89~108°F					
Type K Temperature					-50~300°C -58~572°F	-40~1080°C -40~1976°F		-40~1080°C -40~1976°F
Distance to Spot(D:S)	10:1	10:1	10:1	12:1	30:1	12:1	12:1	12:1
Emissivity	0.95	0.95	0.95	0.95/0.85/ 0.75	0.1~0.99	0.1~0.99	0.1~0.99	0.1~0.99
MAX/MIN/AVG/DIF	MAX/MIN/ AVG	MAX/MIN/ AVG	MAX		•	•	•	•
Data Logging					100 groups			20 groups
Backlight	•	•	•	•	•	•	•	•
Data hold	•	•	•	•	•	•	•	•
Interface								

DIGITAL THERMOMETERS




									
Page	145	145	143	143	144	144	141	142	142
Model	MS6500	MS6501	MS6511	MS6512	MS6513	MS6514	MS6508	MS6503	MS6505
Certificate			CE/ETL	CE/ETL	CE/ETL	ETL	CE/ETL		
Thermocouple Type	K	K	K.J.T.E	K.J.T.E	K.J.T.E. R.S.N	K.J.T.E. R.S.N			
Temperature	-50~750°C -58~1382°F	-50~150°C -58~302°F	-200~1372°C -328~2501°F	-200~1372°C -328~2501°F	-200~1372°C -328~2501°F	-200~1372°C -328~2501°F	-20~60°C -4~140°F	-20~60°C -4~140°F	-20~60°C -4~140°F
Injection Method	Single	Single	Single	Dual	Single	Dual			
Channel			TC	T1/T2/T1-T2	TC	T1/T2/T1-T2			
Relative Humidity							0~100%	0~100%	0~100%
Update Rate	500mS	500mS					400mS		
Clock									•
MAX/MIN/AVG/DIF			•	•	•	•	MAX/MIN	MAX/MIN	MAX/MIN
Date Logging					1000 groups	1000 groups	100 groups		16300 groups
Backlight							•	•	•
Date Hold	•	•	•	•	•	•	•	•	•
Interface					USB	USB		RS232	RS232

TACHOMETERS



				
Page	148	149	149	149
Model	MS6610	MS6612	MS6612B	MS6612D
Certificate	CE	CE	CE	CE/ETL
Auto Ranging		•	•	•
Auto Power Off		•	•	•
Display Counts	2000	2000	2000	2000
Range	50000Lux	200000Lux 20000FC	200000Lux 20000FC 999900CD	200000Lux 20000FC 999900CD
Unit Selection	Lux	Lux / FC	Lux / FC / CD	Lux / FC / CD
Relative		•	•	•
Peak		•	•	•
MAX/MIN		•	•	•
Data Hold	•	•	•	•
Bar Graph		•	•	•
LED light source			•	•
Interface				Wireless





		
Page	150	150
Model	MS6208A	MS6208B
Certificate	CE	CE
Contact	50~19999	
Non-Contact measurement		50~99999RPM
Measuring Distance		50~250mm
Auto Power Off	•	•
MAX/MIN	•	•
Data Hold	•	•
Backlight	•	•
Unit Selection	•	
Data Logging	100 Groups	100 Groups

ANEMOMETERS


			
Page	151	151	151
Model	MS6252A	MS6252B	MS6252D
Certificate	CE	CE	CE/ETL
m/s (meter per second)	0.8~40 m/s	0.8~40 m/s	0.8~40 m/s
km/h (kilometer per hour)	2.88~144 km/h	2.88~144 km/h	2.88~144 km/h
ft/s (feet per second)	2.62~131.2 ft/s	2.62~131.2 ft/s	2.62~131.2 ft/s
Knots (nautical miles per hour)	1.6~77.70 Knots	1.6~77.70 Knots	1.6~77.70 Knots
mile/h (mile per hour)	1.8~90.00 mile/h	1.8~90.00 mile/h	1.8~90.00 mile/h
ft/m (feet per minute)	157.5~7874 ft/m	157.5~7874 ft/m	157.5~7874 ft/m
Temperature		-10~60°C	-10~60°C
Relative Humidity		20~80%RH	20~80%RH
Ambient		•	•
Dew point		•	•
Wet Bulb		•	•
Interface		USB	Wireless


MOISTURE TESTERS


		
Page	153	153
Model	MS6900	MS6900A
Certificate	CE	CE
Range	Wood , Brick, Plaster ...	Wood , Brick, Plaster ...
Testing Depth	50mm	50mm
Object moisture	0~60%	0~60%
Ambient TEMP	-10~50°C 14~122°F	-10~50°C 14~122°F
Sampling Rate	240mS	240mS
MAX/MIN	•	•
Unit Selection	WB, TD, °C, °F, %RH	WB, TD, °C, °F, %RH
Auxiliary Verification		•
Data Hold	•	•
Backlight	•	•

				
Page	154	154	154	153
Model	MS6700	MS6701	MS6702	MS6708
Certificate	CE	CE	CE/ETL	CE
Display	2000	2000	2000	2000
Auto Ranging	•	•	•	•
Auto Power Off	•	•	•	•
Sound Level	30~130dB	30~130dB	30~130dB	30~130dB
Dynamic	50dB	50dB	50dB	50dB
Frequency	30Hz~8kHz	30Hz~8kHz	30Hz~8kHz	30Hz~8kHz
A / C Weighting	•	•	•	•
Data Logging		16000		
Data Hold				•
Date / Time	•	•		
Backlight	•	•	•	•
MAX	•	•	•	•
AC adapter	•	•	•	
AC/DC Signal output	•	•	•	
Temperature			-20~60°C	
Relative humidity			10~90%RH	
°C / °F selection			•	
Interface		RS232 /USB		



OTHER TESTING INSTRUMENTS




	
Page	155
Model	MS6310
Certificate	CE
Alarm at level	10%~40%
Response Time	2 seconds
Warm up time	2 Minutes
Easy to Identify	•
Pinpoint Gas Leaks	•
Portable	•
High Sensitivity	•
Resume Original measurement	State after 7~10 min in clear air
Gas Detected	Natural gas, Methance, Ethane, Propane

		
Page	156	
Model	MS6300	
Certificate	CE	
Auto Ranging	•	
Auto Power Off	•	
Temperature	-10~60°C	
Humidity	20~80%RH	
Sound level	30~130dB	
Illuminance	50000Lux	
Wind Speed	m/s	0.5~20
	km/h	1.8~72
	FPM	100~4000
	Knots	0.9~38.9
AirFlow [CMM]	0~999900	
AirFlow [CFM]	0~999900	
A / C Weighting	•	
MAX/MIN/AVG/DIF	•	
Data Hold	•	
Backlight	•	

<ul style="list-style-type: none"> ▶ CAT II ▶ CAT III ▶ CAT IV 	
Page	157
Model	MS2309
Certificate	CE/ETL
Safety Rating	CAT III 600V
Resistance	4.0000~400.00Ω
Measurement Voltage	AC 600V
Auto Power Off	•
Backlight	•
Interface	USB

OTHER TESTING INSTRUMENTS

<ul style="list-style-type: none"> ▶ CAT II ▶ CAT III ▶ CAT IV 		
Page	158	159
Model	MS5911	MS5922
Certificate	CE	CE
Safety Rating	CAT II 300V	CAT II 300V
Grounding	20Ω	20Ω
Insulation Resistance	20MΩ	20MΩ
leakage current	10.5mA	10.5mA
Cord Test	•	•
Polarity Test	•	•
Power Socket Test	•	•
Auto Power Off	•	•
Backlight	•	•
Data logging	300 groups	300 groups
Style	MS5911A: USA MS5911D: EU MS5911: UK	MS5922A: USA MS5922D: EU MS5922E: UK

<ul style="list-style-type: none"> ▶ CAT II ▶ CAT III ▶ CAT IV 			
Page	160	160	160
Model	MS922A	MS922D	MS922E
Certificate	CE	CE	CE
Safety Rating	CAT II 600V	CAT II 600V	CAT II 600V
AC Voltage	125V	250V	250V
AC Current	15A	15A	15A
Frequency	50~60Hz	50~60Hz	50~60Hz
Feature	<ul style="list-style-type: none"> -Allows for easy AC Current measurements -Using a Clamp meter on 2 or 3 Wire Power Cords -Provides the Ability to Safely Measure Current without the need to cut or separate conductors -Separates the Hot/Live conductor from the Neutral and Ground -Voltage check sockets for easy power calculations 		
Style	USA	EU	UK



EARTH RESISTANCE

EARTH RESISTANCE CLAMP METER



A 100mA~20A

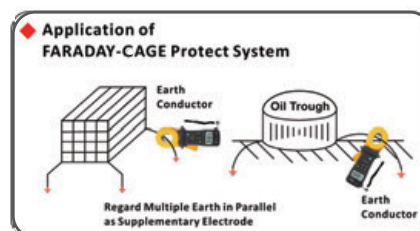
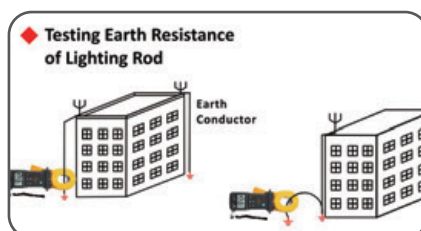
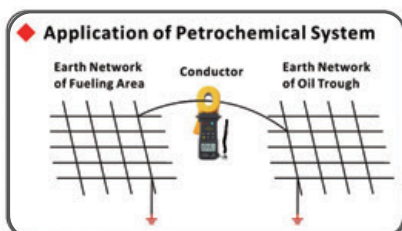
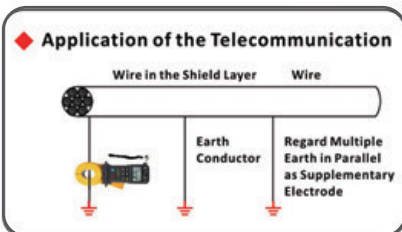
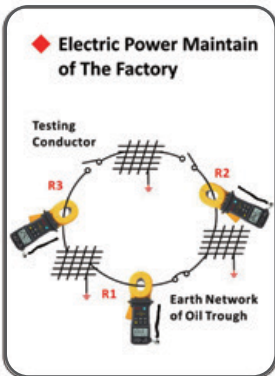
R 0.01~1200Ω

Specifications	Range	Resolution	Accuracy
Earth Resistance	0.01Ω~0.999Ω	0.001Ω	±(1.5%+0.01Ω)
	1Ω~9.99Ω	0.01Ω	±(1.5%+0.3Ω)
	10Ω~99.9Ω	0.1Ω	±(3.0%+0.3Ω)
	100Ω~199.9Ω	1Ω	±(5.0%+3Ω)
	200Ω~400Ω	5Ω	±(6.0%+5Ω)
	400Ω~500Ω	10Ω	±(10%+10Ω)
Current	500Ω~1200Ω	20Ω	approx. 20%
	100mA	0.1mA	±(2.5%+1mA)
	300mA	0.3mA	±(2.5%+2mA)
	1A	0.001A	±(2.5%+0.003A)
	3A	0.003A	±(2.5%+0.01A)
	10A	0.01A	±(2.5%+0.03A)
	20A	0.03A	±(2.5%+0.05A)

Features		
Display	counts	9999
Jaw Opening	45mmx32mm/1.8"x1.3"	•
Auto Ranging	Auto	•
Test Voltage	3700V	•
Logging and Recall	99 groups	•
Alarm Limit Setting	Setting Alarm Threshold in 1~100Ω	•
LBD	Low Battery Display	•
Buzzer ON Symbol		•
Data Hold		•

General	
Power Supply	1×9V Alkaline Battery
Product Size	276mm×104mm×54mm/10.8"×4.33"×2.1"
Product Weight	1050g/2.31lb
Certificate	CE/ETL/RoHS
Safety Rating	CAT III 150V

Accessories Included	
Calibration loop of resistance (1Ω/5Ω/10Ω)	
Carry Case	
Battery and User's Manual	



EARTH RESISTANCE TESTER




V 0~200V

R 0.01~4000Ω

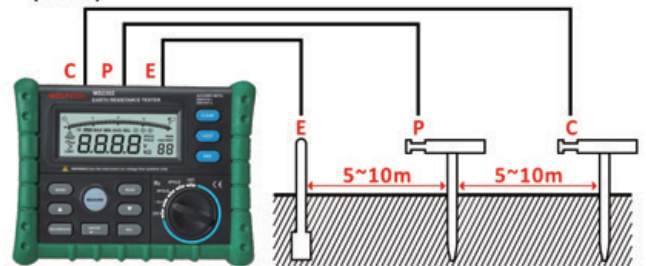
Specifications	Range	Resolution	Accuracy
Earth Ground Resistance	0~29.99Ω	0.01Ω	±(2%+6)
	30~99.9Ω	0.1Ω	±(3%+3)
	100~999Ω	1Ω	±(3%+3)
	1.00~4.00kΩ	10Ω	±(3%+3)
Measuring Voltage to Earth	AC 0~200V(50Hz/60Hz)	0.01V	±(2%+4)
Features			
Auto Ranging	Auto and Manual		•
APO	Auto Power Off		•
Segments Bar Graph			•
MAX/MIN/AVG			•
Continuity Test			•
REL	Relative Measurement		•
Data Logging	99 groups		•
Display Backlight			•
LBD	Low Battery Display		•
General			
Power Supply	6×1.5V AA Batteries		
Product Size	330mm×265mm×125mm/13"×10.4"×4.9"		
Product Weight	900g/1.98lb		
Certificate	CE/ETL/RoHS		
Safety Rating	CAT III 300V		



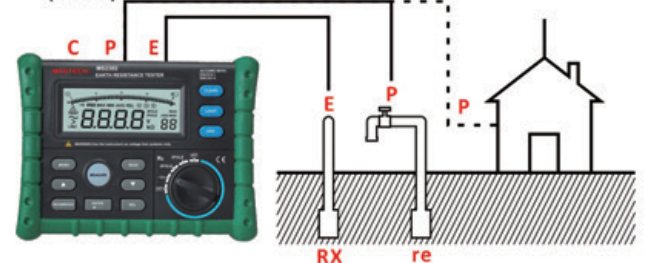
Accessories Included



◆ Connect the test leads to the meter as follows (3 Pole)



◆ Test Connection Diagram (2 Pole)



MS2308

MS2306 / MS2307

MASTECH®

ADVANCED EARTH RESISTANCE TESTER








V AC/DC 20V/48V

R 30/150/300KΩ



ADVANCED EARTH RESISTANCE TESTER

Methods	Specifications	Resolution	Accuracy	MS2306	MS2307	MS2308
				Range		
3 Pole & 4 Pole Earthing-Resistance Test	Test Voltage: AC20/48V	0.001Ω	±(5%+10)	0.1Ω~20kΩ (94Hz/128Hz)	0.1Ω~30kΩ	0.02Ω~300kΩ
	Test Frequency: 94Hz/105Hz/111Hz/128Hz/AFC					
	Earthing-Resistance Test					
Selective mode (3 pole+  /4 pole )	Test Voltage: AC20/48V	0.001Ω	±(5%+10)		0.1Ω~10kΩ	0.02Ω~20kΩ
	Test Frequency: 94Hz/105Hz/111Hz/128Hz/AFC					
	Earthing-Resistance Test					
Non-auxiliary-polar mode ()	Test Voltage: AC48V	0.001Ω	±(10%+10)		0.1Ω~150Ω	0.02Ω~150Ω
	Test Frequency: 94Hz/105Hz/111Hz/128Hz/AFC					
	Earthing-Resistance Test					
2 Pole R (AC)	Test Voltage: AC20V	0.001Ω	±(5%+10)	0.1Ω~20kΩ (94Hz/128Hz)	0.1Ω~30kΩ	0.02Ω~300kΩ
	Test Frequency: 94Hz/105Hz/111Hz/128Hz/AFC					
	Earthing-Resistance Test					
2/4 Pole R (DC)	Test Voltage: DC20V	0.001Ω	±(5%+10)		0.1Ω~3kΩ	0.02Ω~3kΩ
	Earthing-Resistance Test					
Soil Resistivity ρ	Test Voltage: AC20/48V	0.001Ω	±(5%+10)	0.02~1000 (94Hz/128Hz)	0.02~1000	0.02~1000
	Test Frequency: 94Hz/105Hz/111Hz/128Hz/AFC					
	Range: (kΩ·m)					
RK (Wire Compensation)	Test Voltage: AC20/48V	0.001Ω	±(3%+10)	30Ω (94Hz/128Hz)	30Ω	30Ω
	Test Frequency: 94Hz/105Hz/111Hz/128Hz/AFC					
	Range: 30Ω					
Interfering Voltage/ Current/Frequency	Interfering Voltage: 1~50V DC/AC	0.1V	±(5%+5)	•	•	•
	Interfering Frequency: 16Hz~400Hz	1Hz	±(1%+10)	•	•	•
	Interfering Current: 20mA~2A	1mA	±(5%+5)	•	•	•
Short Circuit Current				≤100mA	≤100mA	≤250mA
Features						
Display	Digital/analog dual display; LCD with backlight				9999	
Apo	Auto Power Off				•	
Clock	To switch input-cursor position when changing date/time				•	
AVG	Indicator for averaged-value measurement				•	
RK	Compensation Resistance				•	
Limit	Limit Value				•	
	Alarming indicator for limit-value measurement				•	
	Battery capacity indicator				•	
B.Light	Display Backlight				•	
Length	Testing length between resistivity testing point				•	
Data Storage	100 groups measurement can be memorized				•	
USB	USB 2.0 Interface				•	•
General						
Power supply	6XLR14 alkaline(2#); rated voltage: 6×1.5V					
	Recharge Battery: NI-MH Recharge Battery, 7.2V					
	Charger: Input voltage: 100V~240V; Frequency: 50Hz~60Hz; Output Voltage: 12VDC 3A					
Product Size	284mm×230mm×125mm/11.2"×9.1"×4.9"					
Product Weight	2.5kg/5.5lb					
Certificate	CE/ETL/RoHS					

ANALOG EARTH RESISTANCE TESTER



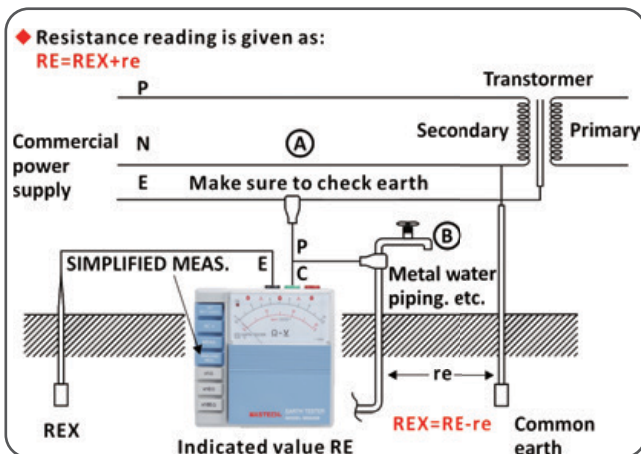
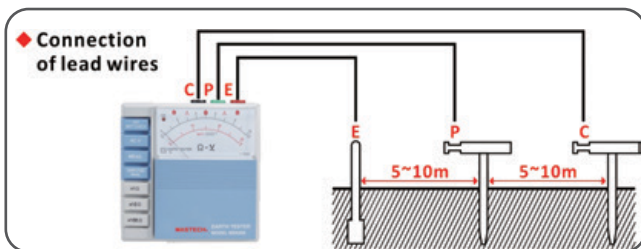
V AC 30V

R 1000Ω

Specifications	Range	Accuracy
Earth Ground Resistance	10Ω	±5%
	100Ω	±5%
	1000Ω	±5%
Voltage to Earth Features	30V(AC)	±5%

Features	
Measurement System	Earth Resistance : By Constant Current Inverter 800Hz approx, 2mA Earth Voltage: By Rectifier Type 5kΩ/V approx, 40~50Hz
Withstand Voltage	1500V AC for one minute between electrical circuit and housing case.
Self-Check Facility	Lead wire connection to C and P terminals and proper auxiliary earth resistance can be checked by pressing "BATT.CHECK" button. "OK" lamp is illuminated.

General	
Power Supply	8×1.5V AA Batteries
Product Size	140mm×140mm×90mm/5.5"×5.5"×3.5"
Product Weight	800g/1.76lb
Certificate	RoHS



Accessories Included



DIGITAL / ANALOG HIGH VOLTAGE INSULATION TESTER



V DC 2500V
OUTPUT

R 0~100GΩ

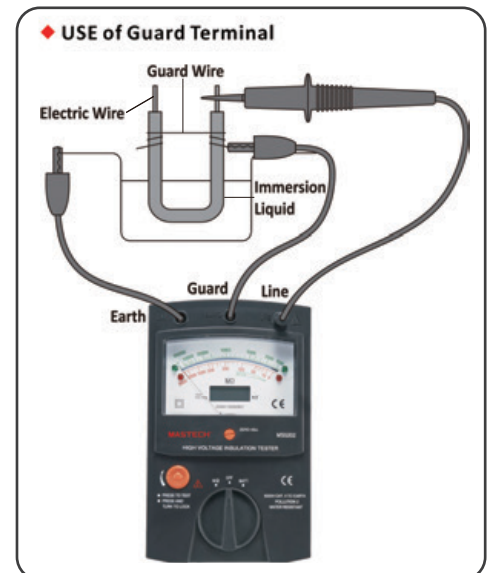


MS5202


Specifications			
Measuring Voltage		DC Voltage	
Range		0~2000MΩ/1000~100000MΩ(Auto-range)	
Accuracy	Insulated Resistance	0~100MΩ	±3.0% of arc
		100~50000MΩ	±2.5% of arc
		50000~100000MΩ	±3.0% of arc
	Output Voltage	2500V ±10%	100~100000MΩ
Insulated Resistance		1000MΩ max./1000V	Surroundings' temperature : 23 ±5°C Relative humidity : < 70%
Voltage-Resistant		5000V AC per minute	
Between the circuit and the case			
Features			
Inner Battery Testing		Checking the inner (AA) 12V battery status	
LBD		Low Battery Display	
LOCK		Constant Measuring Lock	
General			
Power Supply		8×1.5V AA Batteries/1×9V 6F22 Battery	
Product Size		225mm×138mm×81mm/8.86"×5.3"×3.19"	
Product Weight		1200g/2.75lb	
Certificate		RoHS	
Safety Rating		CAT II 1000V	

Accessories Included

- Test Leads
- Test Clips
- Wrapping Bag
- Battery and User's manual



DIGITAL INSULATION TESTER



V DC 1000V
AC 750V

V DC 1000V
OUTPUT

R 10GΩ

MS5203 MS5203A

Output Voltage	Range	Resolution	Test Current	Accuracy
50V (0~20%)	0~20MΩ	0.01MΩ	1mA @50k	±(3%+5)
	20~50MΩ	0.1MΩ		
100V (0~20%)	0~20MΩ	0.01MΩ	1mA @100k	±(3%+5)
	20~100MΩ	0.1MΩ		
250V (0~20%)	0~20MΩ	0.01MΩ	1mA @250k	±(3%+5)
	20~200MΩ	0.1MΩ		
	200~250MΩ	1MΩ		
500V (0~20%)	0~20MΩ	0.01MΩ	1mA @500k	±(3%+5)
	20~200MΩ	0.1MΩ		
	200~500MΩ	1MΩ		
1000V (0~20%)	0~200MΩ	0.1MΩ	1mA @1000k	±(3%+5) ±(5%+10) ±(10%+20)
	200~1000MΩ	1MΩ		
	1.00~5.00GΩ	0.01GΩ		
DC Voltage Test	200V/1000V	0.1V/1V		±(0.5%+5)
AC Voltage Test	200V/750V	0.1V/1V		±(1.5%+5)
Resistance/ Continuity Test	0.01~20.0Ω	0.01Ω	1mA	±(1%+5)
	20.1Ω~200.0Ω	0.1Ω		±(2%+5)
	0.01~20.0Ω	0.01Ω	>200mA	±(1%+5)
20.1Ω~200.0Ω	0.1Ω	±(2%+5)		

Features

APO	Auto Power Off	•
MIN/MAX/AVG		•
COMP	Compare function	•
TIMER		•
MEMO	Storage function	•
DAR/PASS		•
Backlight		•
REL	Relative Measurement	•
Data Hold	LOCK	•
LBD	Low Battery Display	•

General

Power Supply	6×1.5V AA Batteries
Product Size	200mm×155mm×76mm/7.6"×5.9"×2.95"
Product Weight	900g/1.98lb
Certificate	CE/ETL/RoHS
Safety Rating	CAT III 1000V/CAT IV 600V

Accessories Included

Test Leads
Test Clips
Wrapping Bag
Battery and User's manual

HIGH VOLTAGE DIGITAL INSULATION TESTER



V DC 2500V
OUTPUT


V DC 1000V
AC 750V

R 100GΩ



Output Voltage	Range	Resolution	Test Current	Accuracy
250V (0~20%)	0~20MΩ	0.01MΩ	1mA @250k	±(3%+5)
	20~200MΩ	0.1MΩ		
	200~250MΩ	1MΩ		
500V (0~20%)	0~20MΩ	0.01MΩ	1mA @500k	±(3%+5)
	20~200MΩ	0.1MΩ		
	200~500MΩ	1MΩ		
1000V (0~20%)	0~20MΩ	0.01MΩ	1mA @1000k	±(3%+5)
	20~200MΩ	0.1MΩ		
	200~1000MΩ	1MΩ		
2500V (0~20%)	0~2000MΩ	1MΩ	3mA @2500k	±(3%+5)
	2000MΩ~20GΩ	0.01GΩ		±(5%+20)
	20GΩ~100GΩ	0.1GΩ		±(10%+20)
	100GΩ~300GΩ	0.1GΩ		±(20%+20)
DC Voltage Test	200V/1000V	0.1V/1V		±(0.5%+5)
AC Voltage Test	200V/750V (50~60Hz)	0.1V/1V		±(1.5%+5)
Resistance	20Ω	0.01Ω	1mA	±(1%+5)
	200Ω	0.1Ω		±(1%+5)
Features				
APO	Auto Power Off			•
LOCK				•
MIN/MAX/AVG				•
COMP	Compare function			•
TIMER	Timer function			•
MEMO	Storage function			•
DAR				•
PASS				•
Backlight				•
REL	Relative Measurement			•
Data Hold				•
LBD	Low Battery Display			•
Operating Temperature	-30°C~40°C			•
General				
Power Supply	8×1.5V AA Batteries			
Product Size	180mm×140mm×65mm/7.1"×5.5"×2.56"			
Product Weight	900g/1.98lb			
Certificate	CE/ETL/RoHS			
Safety Rating	CAT III 1000V/CAT IV 600V			

- Accessories Included**
- Test Leads
 - Test Clips
 - Wrapping Bag
 - Battery and User's manual



ADVANCED HIGH VOLTAGE INSULATION TESTER



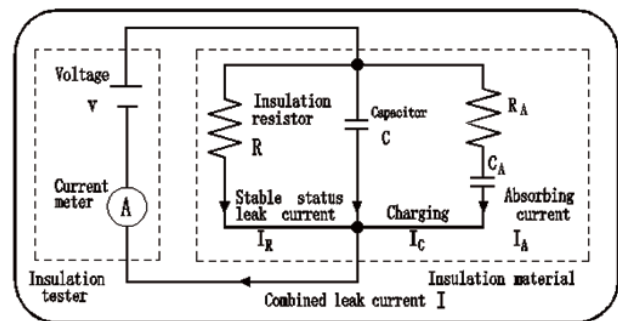
V DC 50-1000V
AC 50-750V

V OUTPUT DC 5000V

R 0.01MΩ~5TΩ

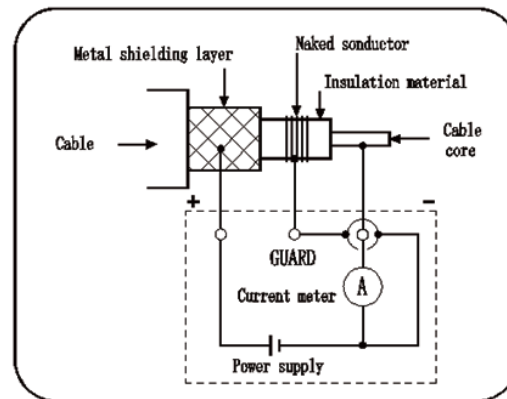
Insulation Resistance Test

Calculation equation: $R = V/I$



After the voltage is applied, I_C and I_A decrease gradually.

Cable Test


















R_C : insulation resistance of the insulation material for high-voltage cables. (between core and metal shielding layer)

R_S : insulation resistance of the protective layer for high-voltage cables. (between metal shielding layer and earth)

R_n : insulation resistance between the insulation device or high-voltage equipment and earth. Interference from R_S and R_n is eliminated, and only R_C is tested.



ADVANCED HIGH VOLTAGE INSULATION TESTER

Accessories Included			
Host computer x 1			
Tester probes leads x 3	Red	3m 	
	Black	3m 	
	Blue	3m 	
Crocodile clips x 3	Red		
	Black		
	Blue		
USB x 1	1m 		
Rechargeable battery pack (for charging Ni-Hy battery) To be used with AC charger x 1		LR14 alkaline batteries x 6	
Temperature Sensor x 1		Data analysis Software CD x 1	
Users Manual x 1		Charger x 1	
Instrument backpack x 1			

MS5215

Insulation		
Operating Voltage	Measuring Range	Accuracy
250V DC	0.01MΩ~2.5GΩ	±(5%+5)
	2.51GΩ~250GΩ	±(20%+10)
500V DC	0.01MΩ~5.0GΩ	±(5%+5)
	5.01GΩ~500GΩ	±(20%+10)
1000V DC	0.01MΩ~10GΩ	±(5%+5)
	10.01GΩ~500GΩ	±(20%+10)
	501GΩ~999GΩ	±(30%+20)
2.5KV DC	0.01MΩ~25GΩ	±(5%+5)
	25.1GΩ~500GΩ	±(20%+10)
	501GΩ~999GΩ	±(30%+20)
	1TΩ~2.5TΩ	±(30%+40)
5KV DC	0.01MΩ~50GΩ	±(5%+5)
	50.1GΩ~500GΩ	±(20%+10)
	501GΩ~999GΩ	±(30%+20)
	1TΩ~5TΩ	±(30%+40)
Leakage Current		
Range	Measuring Range	Accuracy
10nA	1.00nA~9.99nA	±(15%+1nA)
100nA	9.0nA~99.9nA	±(15%+5)
1000nA	100nA~999nA	±(2.5%+5)
10μA	0.90μA~9.99μA	
100μA	9.0μA~99.9μA	
1000μA	90μA~999μA	
3mA	0.90mA~3.00mA	
Resistance		
Range of insulation	Range of humidity	Range of temperature
0Ω~100MΩ	<85% RH	23°C ±5°C 73°F ±9°F
101Ω~20GΩ	<75% RH	
21GΩ~500GΩ	<65% RH	
501GΩ~5TΩ	<55% RH	
Voltage		
Test Mode	DC Voltage	AC Voltage
Test Range	±(50V~1000V)	±50V~750V (50Hz~60Hz)
Precision error	±(5%+5)	±(5%+5)
Input Resistance	Approx. 10MΩ	Approx. 10MΩ
Temperature		
Measuring Range	Measuring Precision Accuracy	
-10°C~0°C	±1.5°C	
0°C~40°C	±2.0°C	
40°C~70°C	±1.5°C	
General		
Power Supply	6×Lr14(2#) Batteries, or 6×1.2V AA Batteries (Charger: Input Voltage 100V~240V)	
Product Size	284mm×230mm×125mm/11.2"×9.1"×4.9"	
Product Weight	2426g/5.34lb	
Certificate	CE/ETL/RoHS	
Safety Rating	CAT III 1000V/CAT IV 600V	

DIGITAL INSULATION TESTER




V DC 1000V
AC 700V

V OUTPUT DC 1000V

R 2000MΩ

MS5201			
Specifications	Range	Resolution	Accuracy
AC Voltage (40~400Hz)	700V	1V	±(1.2%+5)
DC Voltage	1000V	1V	±(0.8%+3)
Resistance	200Ω @1mA	0.1Ω	±(1.0%+3)
Insulation Test Voltage	Resistance Range		Accuracy
DC 250V ±10%	200MΩ		±(3%+5)
DC 500V ±10%	200MΩ		±(3%+5)
DC1000V ±10%	50~1000MΩ		±(3%+5)
	1000~2000MΩ		±(5%+5)
Output Short Circuit Current	≤2.5mA		
Features			
Display	counts	2000	
Continuity Buzzer	<50Ω	•	
Data Hold		•	
LBD	Low Battery Display	•	
LOCK	Constant Measuring Lock	•	
General			
Power Supply	6×1.5V AA Batteries		
Product Size	192mm×122mm×55mm/7.48"×4.7"×2.2"		
Product Weight	545g/1.3lb		
Certificate	RoHS		
Safety Rating	CAT II 1000V/CAT III 600V		



Digital Multimeters



DIGITAL MULTIMETER with Wireless



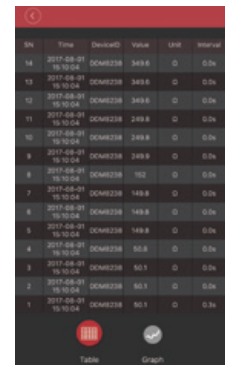
V DC 600V
AC 600V

A DC 10A
AC 10A

MS8238H			
Specifications	Range	Resolution	Accuracy
DC Voltage	400mV/4V/40V/400V	0.1mV/0.001V/0.01V/0.1V	±(0.5%+2)
	600V	1V	±(0.8%+5)
AC Voltage	4V/40V/400V/600V	0.001V/0.01V/0.1V/1V	±(1.0%+10)
DC Current	400µA/4000µA/40mA/400mA	0.1µA/1µA/0.01mA/0.1mA	±(1.0%+10)
	10A	0.01A	±(2.0%+8)
AC Current	400µA/4000µA/40mA/400mA	0.1µA/1µA/0.01mA/0.1mA	±(1.2%+5)
	10A	0.01A	±(2.0%+8)
Resistance	400Ω/4kΩ/40kΩ/ 400kΩ/4MΩ	0.1Ω/0.001kΩ/0.01kΩ/ 0.1kΩ/0.001MΩ	±(0.8%+3)
	40MΩ	0.01MΩ	±(1.2%+3)
Temperature	-20°C~1000°C	1°C	±(2.0%+2)
	-4°F~1832°F	1°F	±(2.0%+4)
Features			
Display	Counts		4000
Auto range	Auto & Manual		•
APO	Auto Power Off		•
True RMS	For AC Voltage & AC Current		•
Continuity Buzzer	<50Ω		•
Diode	Open Voltage		3.2V
Data Hold			•
LBD	Low Battery Display		•
NCV	Non-Contact Voltage Detector		•
Battery Tester	1.5V/9V		•
Wireless	APP connection		•
General			
Power Supply	1×9V 6F22 Battery		
Product Size	148mm×73.5mm×50mm / 5.8"×2.9"×1.96"		
Product Weight	241g/0.53lb		
Certificate	CE/ETL/RoHS		
Safety Rating	CAT III 600V		

Accessories Included

- Test Leads
- K Type Thermocouple
- Battery and User's Manual



DIGITAL MULTIMETER with Wireless



V DC 600V
AC 600V

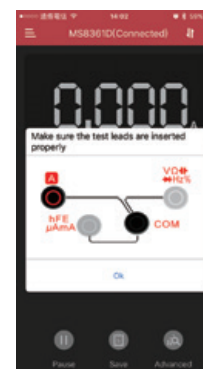
A DC 10A
AC 10A



Specifications	Range	Resolution	Accuracy
DC Voltage	400mV/4V/40V/400V	0.1mV/0.001V/0.01V/0.1V	±(0.8%+3)
	600V	1V	±(1.0%+5)
AC Voltage	400mV/4V/40V/400V	0.1mV/0.001V/0.01V/0.1V	±(1.0%+8)
	600V	1V	±(1.2%+8)
DC Current	400µA/4000µA/40mA/400mA	0.1µA/1µA/0.01mA/0.1mA	±(1.0%+10)
	10A	0.01A	±(2.0%+5)
AC Current	400µA/4000µA/40mA/400mA	0.1µA/1µA/0.01mA/0.1mA	±(1.5%+5)
	10A	0.01A	±(3.0%+5)
Resistance	400Ω/4kΩ/40kΩ/400kΩ/4MΩ	0.1Ω/0.001kΩ/0.01kΩ/0.1kΩ	±(0.8%+3)
	40MΩ	0.001MΩ/0.01MΩ	±(1.5%+5)
Capacitance	9.999nF/999.9nF/9.999µF/99.99µF/	0.01nF/0.1nF/0.001µF/0.01µF/	±(4.0%+5)
	999.9µF/9.999mF/99.99mF	0.1µF/0.001mF/0.01mF	
Frequency (V)	99.99Hz/999.9Hz/9.999kHz > 10kHz	0.01Hz/0.1Hz/0.001kHz 0.01kHz	±(1.5%+5)
Frequency (A)	99.99Hz/999.9Hz > 1kHz	0.01Hz/0.1Hz 0.001kHz	±(1.5%+5)
Frequency (Hz/Duty)	9.999Hz/99.99Hz/999.9Hz/9.999kHz/ 99.99kHz/999.9kHz/9.999MHz	0.001Hz/0.01Hz/0.1Hz/0.001kHz 0.01kHz/0.1kHz/0.001MHz	±(0.3%+5) ±(0.3%+5)
Duty Cycle	0.1%-99.9%	0.1%	±3.0%
Features			
Display	Counts		4000
Auto range	Auto & Manual		•
APO	Auto Power Off		•
True RMS	For AC Voltage & AC Current		•
Continuity Buzzer	<50Ω		•
Diode	Open Voltage		3.2V
hFE	0~1000		•
Data Hold			•
Display Backlight			•
REL	Relative measurement		•
LBD	Low Battery Display		•
NCV	Non-Contact Voltage Detector		•
Wireless	APP connection		•
General			
Power Supply	1×9V 6F22 Battery		
Product Size	188mm×92mm×50mm/7.4"×3.6"×2.0"		
Product Weight	380g/0.83lb		
Certificate	CE/ETL/RoHS		
Safety Rating	CAT III 600V		

Accessories Included

- Test Leads
- Multi-Function Socket
- Battery and User's Manual



SMART DIGITAL MULTIMETER




V DC 600V
AC 600V

MS8301D			
Specifications	Range	Resolution	Accuracy
DC Voltage	6V/60V/600V	0.01V/0.1V/1V	±(0.5%+3)
AC Voltage	6V/60V/600V	0.01V/0.1V/1V	±(0.8%+5)
Resistance	2kΩ/20kΩ/200kΩ/2MΩ	0.001kΩ/0.01kΩ/0.1kΩ/0.001MΩ	±(0.8%+3)
	10MΩ	0.01MΩ	±(1.0%+5)
Frequency	60Hz/600Hz/3kHz	0.1Hz/1Hz/10Hz	±(1.0%+5)
Duty Cycle	10% ~ 90%	1%	±2.0%
Features			
Display	Counts		6000
Auto range	Auto		•
APO	Auto Power Off		•
Dual Display			•
Continuity Buzzer	<40Ω		•
Data Hold			•
MAX/MIN			•
Display Backlight			•
LBD	Low Battery Display		•
NCV	Non-Contact Voltage Detector		•
General			
Power Supply	2×1.5V AAA Batteries		
Product Size	150mm×74mm×48mm/5.9"×2.9"×1.7"		
Product Weight	220g/0.48lb		
Certificate	CE/ETL/RoHS		
Safety Rating	CAT III 600V		

Accessories Included

- Test Leads
- Battery and User's Manual



• SMART



ACV



DCV



V DC 600V
AC 600V

A DC 600mA
AC 600mA



MS8333A			
Specifications	Range	Resolution	Accuracy
DC Voltage	600mV/6V/60V/600V	0.1mV/0.001V/0.01V/0.1V	±(0.5%+3)
AC Voltage	6V/60V/600V	0.001V/0.01V/0.1V	±(1.0%+3)
DC Current	600µA/6000µA/60mA/600mA	0.1µA/1µA/0.01mA/0.1mA	±(1.0%+5)
AC Current	600µA/6000µA/60mA/600mA	0.1µA/1µA/0.01mA/0.1mA	±(1.8%+3)
Resistance	600Ω/6kΩ/60kΩ/600kΩ/6MΩ	0.1Ω/0.001kΩ/0.01kΩ/ 0.1kΩ/0.001MΩ	±(0.7%+3)
	60MΩ	0.01MΩ	±(2.0%+3)
Capacitance	6nF/60nF/600nF/ 6µF/60µF/600µF	0.001nF/0.01nF/0.1nF/ 1nF/10nF/100nF	±(3.0%+8)
Frequency	10Hz/100Hz/1000Hz/10kHz	0.001Hz/0.01Hz/0.1Hz/1Hz	±(1.5% +15)
Duty Cycle	0.5%~99.9%	0.1%	±(2.0%+5)
Features			
Display	Counts		6000
Auto range	Auto		•
APO	Auto Power Off		•
True RMS	For AC Voltage & AC Current		•
Continuity Buzzer	<50±20Ω		•
Diode	Open Voltage		4V
Data Hold			•
Display Backlight			•
LBD	Low Battery Display		•
NCV	Non-Contact Voltage Detector		•
Battery Tester	1.5V		•
General			
Power Supply	2×1.5V AAA Batteries		
Product Size	122mm×62mm×44mm/4.8"×2.44"×1.73"		
Product Weight	186g/0.4lb		
Certificate	CE/ETL/RoHS		
Safety Rating	CAT III 600V		

Accessories Included

Battery and User's Manual



POCKET DIGITAL MULTIMETER



V DC 600V
AC 600V

A DC 400mA
AC 400mA

Specifications	Range	Resolution	M300 M300C	
			Accuracy	
DC Voltage	2V	1mV	±(0.5%+1)	
	20V/200V/300V	10mV/100mV/1V		±(0.8%+1)
	20V/200V/600V	10mV/100mV/1V	±(0.8%+1)	
AC Voltage	200V/300V	100mV/1V		±(1.2%+10)
	200V/600V	100mV/1V	±(1.2%+10)	
DC Current	200mA	0.1mA	±(2.0%+2)	
Resistance	2kΩ/20kΩ/200kΩ/2MΩ	1Ω/10Ω/100Ω/1kΩ	±(1.0%+2)	
Features				
Display	counts		2000	
Diode	Open Voltage		3.0V	
Continuity Buzzer	<50Ω		•	
LBD	Low Battery Display		•	
General				
Power Supply	1×12V A23S Battery			
Product Size	120mm×70mm×18mm/4.7"×2.75"×0.7"			
Product Weight	110g/0.23lb			
Certificate	CE/ETL/RoHS			
Safety Rating	M300 - CAT III 300V/CAT II 600V			

Accessories Included

Battery and User's manual

Specifications	Range	Resolution	M320 M320C	
			Accuracy	
DC Voltage	400mV/4V/40V/400V	0.1mV/1mV/10mV/100mV	±(0.5%+3)	
	400mV/4V/40V	0.1mV/1mV/10mV		±(0.5%+3)
	300V	1V		±(0.8%+3)
	600V	1V	±(0.8%+3)	
AC Voltage	4V/40V/400V	1mV/10mV/100mV	±(0.8%+4)	
	4V/40V/300V	1mV/10mV/1V		±(0.8%+4)
	600V	1V	±(1.0%+4)	
DC Current	40mA/400mA	0.01mA/0.1mA	±(2.0%+3)	
AC Current	40mA/400mA	0.01mA/0.1mA	±(3.0%+4)	
Resistance	400Ω/4kΩ/40kΩ/	0.1Ω/1Ω/10Ω/	±(1.0%+3)	
	400kΩ/4MΩ	0.1kΩ/1kΩ		±(2.0%+4)
	40MΩ	10kΩ		±(5.0%+10)
Capacitance	4nF	1pF	±(5.0%+10)	
	40nF	10pF		±(4.0%+5)
	400nF/4μF/40μF/100μF	/0.1nF/1nF/10nF/0.1μF	±(3.0%+3)	
Frequency	10Hz/100Hz/1kHz/	0.01Hz/0.1Hz/1Hz/	±(0.5%+3)	
	10kHz/100kHz	10Hz/0.1kHz		
Features				
Display	counts		4000	
Auto Power Off			•	
Auto Ranging			•	
Diode	Open Voltage		1.5V	
Continuity Buzzer	<50±20Ω		•	
Data Hold			•	
LBD	Low Battery Display		•	
General				
Power Supply	2×1.5V 357A(LR44) Batteries			
Product Size	120mm×70mm×18mm/4.7"×2.75"×0.7"			
Product Weight	110g/0.23lb			
Certificate	CE/ETL/RoHS			
Safety Rating	M320 - CAT III 300V/CAT II 600V			



POCKET DIGITAL MULTIMETER



V DC 600V
AC 600V



MS8216			
Specifications	Range	Resolution	Accuracy
DC Voltage	400mV/4V/40V/ 400V/600V	0.1mV/1mV/10mV/ 100mV/1V	±(0.7%+2)
AC Voltage	4V/40V/400V/600V	1mV/10mV/100mV/1V	±(0.8%+3)
Resistance	400Ω/4kΩ/40kΩ/ 400kΩ/4MΩ	0.1Ω/1Ω/10Ω/ 100Ω/1kΩ	±(1.2%+2)
	40MΩ	10kΩ	±(2.0%+5)
Capacitance	4nF/40nF/400nF/ 4μF/40μF/200μF	1pF/10pF/0.1nF/ 1nF/10nF/100nF	±(3.0%+3)
	9.999Hz	0.001Hz	±(2.0%+5)
Frequency	99.99Hz/999.9Hz/9.999kHz	0.01Hz/0.1Hz/1Hz	±(1.5%+5)
	99.99KHz/199.99kHz	10Hz/100Hz	±(2.0%+5)
	>200KHz	100Hz	Reference
Duty Cycle	0.1%~99.9%	0.1%	±3.0%
Features			
Display	counts		4000
Auto Ranging	Auto and Manual		•
APO	Auto Power Off		•
REL	Relative Measurement		•
Diode	Open Voltage		1.5V
Continuity Buzzer	<50±20Ω		•
LBD	Low Battery Display		•
Data Hold			•
General			
Power Supply	357A(LR44) Battery/2× 1.5V Batteries		
Product Size	110mm×76mm×11mm/4.3"×3.07"×0.47"		
Product Weight	100g/0.22lb		
Certificate	RoHS		
Safety Rating	CAT II 600V/CAT III 300V		

Accessories Included

Battery and User's manual



PEN-TYPE DIGITAL MULTIMETER



V DC 600V
AC 600V

A DC 200mA
AC 200mA

MS8211 MS8211D MS8212A MS8223A

Specifications	Range	Resolution	Accuracy			
DC Voltage	200mV/2V/20V/200V/600V	0.1mV/1mV/20mV/0.1V/1V	±(0.7%+2)			
AC Voltage	200mV/2V/20V/200V	0.1mV/1mV/20mV/0.1V	±(0.8%+3)			
	600V	1V	±(1.0%+3)			
Resistance	200Ω	0.1Ω	±(1.0%+3)			
	2kΩ/20kΩ/200kΩ/2MΩ	1Ω/10Ω/0.1kΩ/1kΩ	±(1.0%+1)			
	20MΩ	0.01MΩ	±(1.0%+5)			
DC Current	20mA/200mA	20μA/0.1mA	±(1.5%+3)	±(1.5%+3)	±(1.5%+3)	
AC Current	20mA/200mA	20μA/0.1mA	±(2.0%+3)	±(2.0%+3)	±(2.0%+3)	
Features						
Display	counts		2000			
Auto Ranging	Auto & Manual		•			
APO	Auto Power Off		•			
Diode	Open Voltage		1.5V			
MAX	Maximum Value Hold		•			
Data Hold			•			
LBD	Low Battery Display		•			
Continuity Buzzer			<50±20Ω	<50±20Ω	<50±20Ω	<50Ω
NCV	Detection: >50V AC		•	•	•	•
Logic Level Test	High / Low level		•	•	•	•
Retractable Tip	Retractable Tip for Safe Storage		•	•		
Work Light						•
Housing	Double Molding				•	•
General						
Power Supply	2×1.5V AAA Batteries					
Model number	MS8211/MS8211D	MS8212A	MS8223A			
Product Size	208mm×38mm×29mm/	238×43×29mm/	225×52×40mm			
Product Weight	110g/0.24lb	112g/0.28lb	138g/0.3lb			
Certificate	RoHS	CE/ETL/RoHS	CE/ETL/RoHS			
Safety Rating	CAT II 600V	CAT III 600V	CAT III 600V			

Accessories Included

Test Leads
Alligator Clips
Battery and User's manual



MS8211D

DIGITAL MULTIMETER



V DC 1000V
AC 1000V

A DC 10A
AC 10A



MS8217

Specifications	Range	Resolution	Accuracy
DC Voltage	400mV	0.1mV	±(1.0%+10)
	4V/40V/400V/1000V	1mV/10mV/100mV/1V	±(0.5%+3)
AC Voltage	400mV	0.1mV	±(3.0%+3)
	4V/40V/400V/1000V	1mV/10mV/100mV/1V	±(1.0%+3)
DC Current	400µA/4000µA/40mA/	0.1µA/1µA/10µA/	±(1.5%+3)
	400mA/4A/10A	0.1mA/1mA/10mA	±(1.5%+3)
AC Current	400µA/4000µA/40mA/	0.1µA/1µA/10µA/	±(1.5%+3)
	400mA/4A/10A	0.1mA/1mA/10mA	±(1.5%+3)
Resistance	400Ω	0.1Ω	±(0.5%+3)
	4kΩ/40kΩ/400kΩ/4MΩ	1Ω/10Ω/100Ω/1kΩ	±(0.5%+2)
	40MΩ	10kΩ	±(1.5%+3)
Capacitance	50nF	10pF	±(3.0%+10)
	500nF/5µF/50µF/100µF	100pF/1nF/10nF/100nF	±(3.0%+5)
Frequency	50Hz/500Hz/5kHz/	0.01Hz/0.1Hz/1Hz/	±(0.1%+3)
	50kHz/100kHz	10Hz/0.1kHz	±(0.1%+3)
Duty Cycle	0.1%~99%	0.10%	±(2.0%+5)
Temperature	-55°C~0°C	0.1°C	±(9.0%+2)
	1°C~400°C	0.1°C	±(2.0%+1)
	401°C~1000°C	1°C	±(2.0%)

Features


Display	counts	4000
Auto Ranging	Auto and Manual	•
APO	Auto Power Off	•
REL	Relative Measurement	•
Diode	Open Voltage	1.5V
Continuity Buzzer	<50±20Ω	•
Data Hold		•
LBD	Low Battery Display	•

General

Power Supply	3× 1.5 AAA Batteries
Product Size	185mm×87mm×53mm/7.28"×3.4"×2.04"
Product Weight	360g/0.79lb
Certificate	RoHS
Safety Rating	CAT II 1000V/CAT III 600V

Accessories Included

- Test Leads
- K type thermocouple
- Multi-Function Socket
- Battery and User's manual



DIGITAL MULTIMETER



V DC 600V
AC 600V

A DC 10A

Accessories Included

Test Leads
Battery and User's manual

			MAS830	MAS830B	MAS830L	MAS830C	MAS830BC	MAS830LC
Specifications	Range	Resolution	Accuracy					
	200mV/2V/20V/200V	0.1mV/1mV/10mV/0.1V	±(0.5%+3)					
DC Voltage	300V	1V						±(0.8%+5)
	600V	1V		±(0.8%+5)				
AC Voltage	200V/300V	0.1V/1V						±(1.2%+10)
	200V/600V	0.1V/1V		±(1.2%+10)				
DC Current	20µA	0.01µA						±(1.0%+3)
	200µA/2mA	0.1µA/1µA						±(1.0%+3)
	20mA	10µA						±(1.0%+5)
	200mA	0.1mA						±(1.5%+5)
	10A	10mA						±(3.0%+10)
Resistance	200Ω	0.1Ω						±(0.8%+5)
	2kΩ/20kΩ/200kΩ	1Ω/10Ω/0.1kΩ						±(0.8%+2)
	2MΩ	1kΩ						±(1.0%+5)
Features								
Display	counts							2000
Diode	Open Voltage							3.0V
Data Hold								•
LBD	Low Battery Display							•
Continuity Buzzer	<70 ±30Ω		•			•	•	•
Display Backlight						•		•
General								
Power Supply	1×9V 6F22 NEDA 1604 Battery							
Product Size	145mm×76mm×40mm/5.7"×3"×1.57"							
Product Weight	202g/0.44lb							
Certificate	CE/ETL/RoHS							
Safety Rating			CAT III 600V			CAT III 300V		

DIGITAL MULTIMETER



V DC 600V
AC 600V

A DC 10A




Specifications	Range	Resolution	Accuracy	
			MAS838	MAS838C
DC Voltage	200mV/2V/20V/200V	0.1mV/1mV/10mV/0.1V	±(0.5%+3)	
	300V	1V	±(0.8%+5)	
	600V	1V	±(0.8%+5)	
AC Voltage	200V/300V	0.1V/1V	±(1.2%+10)	
	200V/600V	0.1V/1V	±(1.2%+10)	
DC Current	200µA/2mA	0.1µA/1µA	±(1.0%+3)	
	20mA	10µA	±(1.0%+5)	
	200mA	0.1mA	±(1.5%+5)	
	10A	10mA	±(3.0%+10)	
	200Ω	0.1Ω	±(0.8%+5)	
Resistance	2kΩ/20kΩ/200kΩ	1Ω/10Ω/0.1kΩ	±(0.8%+2)	
	2MΩ	1kΩ	±(1.0%+5)	
	-20°C~0°C	1°C	±(10%+2)	
Temperature	0°C~400°C	1°C	±(1.0%+2)	
	400°C~1000°C	1°C	±(2.0%)	
Features				
Display	counts		2000	
Diode	Open Voltage		3.0V	
Continuity Buzzer	<70 ±30Ω		•	
Data Hold			•	
LBD	Low Battery Display		•	
General				
Power Supply	1×9V 6F22 NEDA 1604 Battery			
Product Size	145mm×76mm×40mm/5.7"×3"×1.57"			
Product Weight	202g/0.44lb			
Certificate	CE/ETL/RoHS			
Safety Rating		CAT III 600V	CAT III 300V	

Accessories Included

- Test Leads
- K type thermocouple
- Battery and User's manual



DIGITAL MULTIMETER



V DC 600V
AC 600V

A DC 10A

Specifications	Range	Resolution	MS8233A MS8233B MS8233C		
			Accuracy		
DC Voltage	200mV/2V/20V/200V	0.1mV/1mV/10mV/0.1V	±(0.5%+3)		
	600V	1V	±(0.5%+3)		
AC Voltage	200V	100mV	±(1.2%+10)		
	600V	1V	±(1.2%+10)		
DC Current	200μA/2000μA/20mA/200mA	0.1μA/1μA/10μA/0.1mA	±(1.0%+3)		
	10A	0.01A	±(3.0%+5)		
Resistance	200Ω/2kΩ/20kΩ/200kΩ	0.1Ω/1Ω/10Ω/0.1kΩ	±(0.8%+4)		
	2MΩ	1kΩ	±(0.8%+4)		
Temperature	-20°C~0°C / -4°F~32°F	1°C/1°F			±(10%+2)
	0°C~400°C / 33°F~752°F	1°C/1°F			±(1%+3)
	400°C~1000°C / 752°F~1832°F	1°C/1°F			±(2.0%)
Features					
Display	counts				2000
Diode	Open Voltage				3.0V
Continuity Buzzer					<60Ω
Data Hold					•
LBD	Low Battery Display				•
Display Backlight					• •
NCV	Non-contact Voltage Detection				• •
General					
Power Supply	1×9V 6F22 Battery				
Product Size	140mm×67mm×30mm/5.5"×2.6"×1.2"				
Product Weight	112g/0.25lb				
Certificate	CE/ETL/RoHS				
Safety Rating	CAT III 600V				

Accessories Included

Test Leads
K type thermocouple (MS8233C)
Battery and User's manual



DIGITAL MULTIMETER



V DC 600V
AC 600V

A DC 10A
AC 10A




Specifications	Range	Resolution	Accuracy		
			MS8233D	MS8233E	MS8233Z
DC Voltage	200mV/2V/20V/200V	0.1mV/1mV/10mV/0.1V	±(0.5%+2)		
	400mV/4V/40V/400V	0.1mV/1mV/10mV/0.1V	±(0.5%+2)		
	600V	1V	±(0.8%+2)		
AC Voltage	2V/20V/200V	1mV/10mV/0.1V	±(0.9%+3)		
	4V/40V/400V	1mV/10mV/0.1V	±(0.8%+3)		
	600V	1V	±(1.2%+3)		
DC Current	200µA/2000µA/20mA/200mA	0.1µA/1µA/10µA/0.1mA	±(1.5%+4)		
	400µA/4000µA/40mA/400mA	0.1µA/1µA/10µA/0.1mA	±(1.0%+3)		
	10A	0.01A	±(3.0%+5)	±(1.5%+3)	±(1.0%+3)
AC Current	200µA/2000µA/20mA/200mA	0.1µA/1µA/10µA/0.1mA	±(1.5%+4)		
	400µA/4000µA/40mA/400mA	0.1µA/1µA/10µA/0.1mA	±(1.2%+4)		
	10A	0.01A	±(3.0%+5)	±(1.5%+4)	±(1.2%+4)
Resistance	200Ω/2kΩ/20kΩ/200kΩ	0.1Ω/1Ω/10Ω/0.1kΩ	±(0.8%+2)		
	2MΩ/20MΩ	1kΩ/20kΩ	±(1.0%+2)		
	400Ω/4kΩ/40kΩ/400kΩ	0.1Ω/1Ω/10Ω/0.1kΩ	±(0.8%+2)		
Capacitance	4nF/40nF/400nF	1pF/10pF/0.1nF	±(3.0%+3)		
	4µF/40µF/200µF	1nF/10nF/0.1µF	±(3.0%+3)		
Frequency	0.1~10MHz	1Hz	±(1.5%+5)		
Duty Cycle	1%~99%	0.1%	±(1.0%)		
Temperature	-20°C~0°C / -4°F~32°F	1°C/1°F	±(5.0%+3)		
	0°C~400°C / 33°F~752°F	1°C/1°F	±(2.0%+3)		
	400°C~1000°C / 752°F~1832°F	1°C/1°F	±(3.0%+3)		

Features				
Display	counts		2000	4000
Autoranging	Auto & Manual		•	•
Diode	Open Voltage		1.5V	1.5V
Continuity Buzzer		<60Ω	<70Ω	<50±20Ω
Data Hold			•	•
APO	Auto Power Off		•	•
NCV	Non-contact Voltage Detection		•	
MAX	Maximum Measurement		•	•
Display Backlight			•	•
LBD	Low Battery Display		•	•
General				
Power Supply	1×9V 6F22 Battery			
Product Size	140mm×67mm×30mm/5.5"×2.6"×1.2"			
Product Weight	112g/0.25lb			
Certificate	MS8233E CE/ETL/RoHS			
Safety Rating		CAT II 600V	CAT III 600V	CAT II 600V

Accessories Included

- Test Leads
- K type thermocouple (MS8233E/MS8233Z)
- Battery and User's manual



DIGITAL MULTIMETER



V DC 600V
AC 600V

A DC 10A

MS8238 MS8238G MS8238A MS8238B

Specifications	Range	Resolution	Accuracy			
DC Voltage	200mV/2V/20V/200V	0.1mV/1mV/10mV/0.1V	±(0.5%+2)			
	600V	1V	±(0.8%+5)			
AC Voltage	200V/600V	0.1V/1V	±(1.0%+5)			
DC Current	2mA/20mA/200mA	1μA/10μA/0.1mA	±(0.8%+3)	±(0.8%+3)		
	200mA	0.1mA		±(0.8%+3)	±(0.8%+3)	
AC Current	200mA	0.1mA	±(2.5%+3)	±(2.5%+3)	±(1.2%+3)	±(1.2%+3)
	10A	10mA		±(1.0%+3)	±(1.0%+3)	±(1.0%+3)
Resistance	200Ω/2kΩ/20kΩ	0.1Ω/1Ω/10Ω	±(0.8%+4)			
	200kΩ/2MΩ	0.1kΩ/1kΩ	±(0.8%+4)			
Features						
Display	counts		2000			
Diode	Open Voltage		3.0V			
Continuity Buzzer			<50Ω			
Data Hold			•			
LBD	Low Battery Display		•			
Battery Test	1.5V/9V/12V		•			
NCV	Non-contact voltage detection		•	•	•	•
General						
Power Supply	1×9V 6F22 NEDA 1604 Battery					
Product Size	148mm×73.5mm×50mm/5.8"×2.9"×1.96"					
Product Weight	232g/0.51lb					
Certificate	CE/ETL/RoHS					
Safety Rating	CAT III 600V					

Accessories Included

Test Leads
Battery and User's manual





V DC 600V
AC 600V

A DC 10A
AC 10A



MS8238C			
Specifications	Range	Resolution	Accuracy
DC Voltage	200mV/2V/20V/200V	0.1mV/1mV/10mV/0.1V	±(0.5%+3)
	600V	1V	±(0.8%+3)
AC Voltage	2V/20V/200V	1mV/10mV/0.1V	±(0.5%+5)
	600V	1V	±(1.0%+5)
DC Current	200μA/2000μA/20mA	0.1μA/1μA/0.01mA	±(0.8%+3)
	200mA	0.1mA	±(0.8%+3)
	10A	10mA	±(1.0%+10)
AC Current	200μA/2000μA/20mA	0.1μA/1μA/0.01mA	±(1.0%+3)
	200mA	0.1mA	±(1.2%+3)
	10A	10mA	±(1.5%+10)
Resistance	200Ω/2kΩ/20kΩ	0.1Ω/1Ω/10Ω	±(0.8%+4)
	200kΩ/2MΩ	0.1kΩ/1kΩ	±(0.8%+4)
	20MΩ	0.01MΩ	±(1.0%+4)
Temperature	-20°C~750°C	1°C	±(2.0%+2)
	-4°F~1382°F	1°F	±(2.0%+4)
Features			
Display	counts		2000
Diode	Open Voltage		1.5V
Auto Ranging			•
Continuity Buzzer			<50±20Ω
Data Hold			•
LBD	Low Battery Display		•
Battery Test	1.5V/9V/12V		•
NCV	Non-contact voltage detection		•
APO	Auto power off		•
General			
Power Supply	1×9V 6F22 NEDA 1604 Battery		
Product Size	148mm×73.5mm×50mm/5.8"×2.9"×1.96"		
Product Weight	232g/0.51lb		
Certificate	CE/ETL/RoHS		
Safety Rating	CAT III 600V		

Accessories Included

Test Leads
K type thermocouple
Battery and User's manual



DIGITAL MULTIMETER



V DC 600V
AC 600V

A DC 10A
AC 10A



MS8239C

Specifications	Range	Resolution	MS8239A MS8239B MS8239C		
			Accuracy		
DC Voltage	200mV/2V/20V/200V	0.1mV/1mV/10mV/0.1V	±(0.5%+3)	±(0.5%+3)	
	600V	1V	±(0.8%+3)	±(0.8%+3)	
	400mV/4V/40V/400V/600V	0.1mV/1mV/10mV/0.1V/1V			±(0.5%+3)
AC Voltage	200V/600V	0.1V/1V	±(1.2%+10)	±(1.2%+10)	
	4V/40V/400V/600V	1mV/10mV/0.1V/1V			±(1.2%+5)
DC Current	20mA/200mA	0.01mA/0.1mA	±(1.0%+5)		
	200mA	0.1mA		±(1.0%+5)	
	400µA/4000µA/40mA/400mA	0.1µA/1µA/0.01mA/0.1mA			±(1.0%+5)
AC Current	10A	0.01A	±(2.0%+10)	±(2.0%+10)	±(2.0%+10)
	200mA	0.1mA		±(1.2%+5)	
	400µA/4000µA/40mA/400mA	0.1µA/1µA/0.01mA/0.1mA			±(1.2%+5)
Resistance	200Ω/2kΩ/20kΩ/200kΩ/2MΩ	0.1Ω/1Ω/10Ω/0.1kΩ/1kΩ	±(0.8%+5)	±(0.8%+5)	
	400Ω/4kΩ/40kΩ	0.1Ω/1Ω/10Ω			±(0.8%+5)
	400kΩ/4MΩ/40MΩ	0.1kΩ/1kΩ/10kΩ			±(0.8%+5)
Capacitance	5nF/50nF/500nF	1pF/10pF/0.1nF			±(3.0%+5)
	5µF/50µF/100µF	1nA/10nA/0.1µA			±(3.0%+5)
Frequency (V / A)	100Hz/1000Hz/10kHz	0.01Hz/0.1Hz/1Hz			±(1.5%+5)
Frequency (Hz / Duty)	10Hz/100Hz/1000Hz/10kHz	0.001Hz/0.01Hz/0.1Hz/1Hz			±(1.5%+5)
	100kHz/1000kHz/10MHz	10Hz/0.1kHz/1kHz			±(1.5%+5)
Duty Cycle	0.1%~99%	0.1%			±(2.0%+5)
Temperature	-20°C~1000°C/ -4°F~1832°F	1°C/1°F			±(3.0%+3)
Features					
Display	Counts		2000	2000	4000
Auto Ranging	Auto & Manual				•
APO	Auto Power Off				•
Battery Tester	1.5V/9V/12V		•	•	•
Diode	Open Voltage		2.5V	2.5V	1.5V
Continuity Buzzer			<40Ω	<30Ω	<50±20Ω
Data Hold			•	•	•
Display Backlight					•
LBD	Low Battery Display		•	•	•
General					
Power Supply	2×1.5V AAA Batteries				
Product Size	150mm×74mm×41mm/5.9"×2.9"×1.6"				
Product Weight	202g/0.44lb				
Certificate	CE/ETL/RoHS				
Safety Rating	CATIII 600V				

Accessories Included

Test Leads
K type thermocouple (MS8239C)
Battery and User's manual

DIGITAL MULTIMETER



V DC 600V
AC 600V

A DC 10A
AC 10A



ENGINE ANALYZER

MS8239D			
Specifications	Range	Resolution	Accuracy
DC Voltage	200mV/2V/20V/200V/600V	0.1mV/1mV/10mV/100mV/100mV	±(0.7%+2)
AC Voltage	200mV/2V/20V/200V/600V	0.1mV/1mV/10mV/100mV	±(0.8%+3)
DC Current	10A	0.01A	±(2.0%+10)
AC Current	10A	0.01A	±(3.0%+10)
Resistance	200Ω	0.1Ω	±(1.0%+3)
	2kΩ/20kΩ/200kΩ/2MΩ	0.001kΩ/0.01kΩ/0.1kΩ/0.001MΩ	±(1.0%+1)
DWELL Test	4CYL/6CYL/8CYL	0.1°	±(3.0°)
TACH Test	4CYL/6CYL/8CYL	10RPM	±(3.0%+3)
Features			
Display	Counts		2000
Auto ranging	Auto & Manual		•
APO	Auto Power Off		•
Diode	Open Voltage		2.7V
Continuity Buzzer	<50Ω		•
Data Hold			•
MAX	Maximum Measurement		•
Display backlight			•
LBD	Low Battery Display		•
General			
Power Supply	2×1.5V AAA Batteries		
Product Size	150mm×74mm×41mm/5.9"×2.9"×1.6"		
Product Weight	202g/0.44lb		
Certificate	CE/ETL/RoHS		
Safety Rating	CAT III 600V		

Accessories Included

- Test Leads
- Battery and User's manual

DIGITAL MULTIMETER



V DC 600V
AC 600V

A DC 10A
AC 10A

Specifications	Range	Resolution	MS8321A MS8321B MS8321C		
			Accuracy		
DC Voltage	200mV/2V/20V/200V	0.1mV/1mV/10mV/0.1V	±(0.7%+1)		
	600V	1V	±(0.8%+2)		
AC Voltage	2V/20V/200V	1mV/10mV/0.1V	±(0.8%+3)	±(0.8%+3)	
	200V	0.1V			±(1.2%+10)
	600V	1V	±(1.2%+3)		
DC Current	200µA/2mA/20mA	0.1µA/1µA/10µA	±(1.0%+3)		±(1.0%+3)
	2mA/20mA	1µA/10µA		±(1.0%+3)	
	200mA	0.1mA	±(1.5%+1)		±(1.5%+1)
	10A	0.01A		±(2.0%+5)	
AC Current	2mA/20mA	1µA/10µA	±(1.2%+5)		
	20mA	10µA		±(1.2%+5)	
	200mA	0.1mA	±(1.8%+5)		
	10A	0.01AV	±(3.0%+10)	±(3.0%+10)	
Resistance	200Ω	0.1Ω	±(1.0%+3)		
	2kΩ/20kΩ/200kΩ/2MΩ	1Ω/10Ω/0.1kΩ/1kΩ	±(1.0%+1)		
	20MΩ	10kΩ	±(1.0%+5)	±(1.0%+5)	
Temperature	-20°C~0°C / -4°F~32°F	1°C / 1°F	±(10%+2)		
	1°C~400°C / 33°F~752°F	1°C / 1°F	±(1.0%+3)		
	401°C ~1000°C / 753°F~1832°F	1°C / 1°F	±(2.0%)		
Features					
Display	Counts	2000			
Manual Range		•			
APO	Auto Power Off	•			
Data Hold		•			
Diode	Open Voltage	3.0V			
Continuity Buzzer		<40Ω	<50Ω	<50Ω	
LBD	Low Battery Display	•	•	•	
Transistor hFE	0~1000	•		•	
Battery Tester	1.5V/9V/12V		•		
General					
Power Supply	1×9V 6F22 Battery				
Product Size	158mm×74mm×36mm/5.8"×2.87"×1.5"				
Product Weight	220g/0.48lb				
Certificate	CE/ETL/RoHS				
Safety Rating	CAT III 600V				

**Accessories Included**

Test Leads
K type thermocouple (MS8321B)
Battery and User's manual

DIGITAL MULTIMETER



V DC 1000V
AC 750V

A DC 20A
AC 20A




Specifications	Range	Resolution	MS8321D MS8321E MS8321F		
			Accuracy		
DC Voltage	200mV/2V/20V/200V	0.1mV/1mV/10mV/0.1V	±(0.7%+1)		
	1000V	1V	±(0.8%+2)		
AC Voltage	2V/20V/200V	1mV/10mV/0.1V	±(0.8%+3)	±(0.8%+3)	
	200V	0.1V			±(1.2%+10)
	750V	1V	±(1.2%+3)		
DC Current	200µA/2mA/20mA	0.1µA/1µA/10µA	±(1.0%+3)		±(1.0%+3)
	2mA/20mA	1µA/10µA		±(1.0%+3)	
	200mA	0.1mA	±(1.5%+1)		±(1.5%+1)
	20A	0.01A		±(2.0%+5)	
AC Current	2mA/20mA	1µA/10µA	±(1.2%+5)		
	20mA	10µA		±(1.2%+5)	
	200mA	0.1mA	±(1.8%+5)		
	20A	0.01A	±(3.0%+10)	±(3.0%+10)	
Resistance	200Ω	0.1Ω		±(1.0%+3)	
	2kΩ/20kΩ/200kΩ/2MΩ	1Ω/10Ω/0.1kΩ/1kΩ		±(1.0%+1)	
	20MΩ	10kMΩ	±(1.0%+5)	±(1.0%+5)	
Temperature	-20°C~0°C / -4°F~32°F	1°C / 1°F		±(10%+2)	
	1°C~400°C / 33°F~752°F	1°C / 1°F		±(1.0%+3)	
	401°C ~1000°C / 753°F~1832°F	1°C / 1°F		±(2.0%)	

Features					
Display	Counts				2000
Manual Range					•
APO	Auto Power Off				•
Data Hold					•
LBD	Low Battery Display				•
Diode	Open Voltage			3.0V	
Continuity Buzzer		<60Ω	<60Ω		<50Ω
Transistor hFE	0~1000	•			•
ECBE	NPN/PNP	•			•
Battery Tester	1.5V/9V/12V			•	

General	
Power Supply	1×9V 6F22 Battery
Product Size	158mm×74mm×36mm/5.8"×2.87"×1.5"
Product Weight	220g/0.48lb
Certificate	RoHS
Safety Rating	CAT II 1000V/CAT III 600V

Accessories Included	
Test Leads	
K type thermocouple (MS8321E)	
Battery and User's manual	



DIGITAL MULTIMETER



V DC 1000V
AC 750V

A DC 10A
AC 10A

MY65

Specifications	Range	Resolution	Accuracy
DC Voltage	200mV	0.01mV	±(0.05%+3)
	2V/20V/200V	0.1mV/1mV/10mV	±(0.1%+3)
	1000V	0.1V	±(0.15%+3)
AC Voltage	2V	0.1mV	±(0.5%+3)
	20V/200V	1mV/10mV	±(0.8%+10)
	750V	0.1V	±(1.0%+15)
DC current	2mA/20mA	0.1µA/1µA	±(0.5%+5)
	200mA	10µA	±(0.8%+5)
	10A	1mA	±(2.0%+10)
AC current	2mA/20mA	0.1µA/1µA	±(0.8%+10)
	200mA	10µA	±(1.2%+10)
	10A	1mA	±(2.5%+10)
Resistance	200Ω	0.01Ω	±(0.5%+10)
	2kΩ	0.1Ω	±(0.3%+3)
	20kΩ/200kΩ/2MΩ/20MΩ	1Ω/10Ω/100Ω/1kΩ	±(0.3%+1)
	200MΩ	10kΩ	±(5.0%+10)
Capacitance	20nF/200nF/2µF/20µF/100µF	1pF/10pF/0.1nF/1nF/10nF	±(4.0%+20)
Frequency	20kHz	1Hz	±(1.5%+5)

Features


Display	counts	20000
APO	Auto Power Off	•
Transistor hFE	0~1000	•
Diode		3.0V
Continuity Buzzer		<70Ω
Data Hold		•
LBD	Low Battery Display	•

General

Power Supply	1×9V 6F22 Battery
Product Size	195mm×95mm×55mm/7.67"×3.74"×2.16"
Product Weight	366g/0.8lb
Certificate	RoHS
Safety Rating	CAT II 1000V/CAT III 600V

Accessories Included

- Test Leads
- K type thermocouple (MY62 / MY64)
- Multi-Function Socket
- Battery and User's manual



DIGITAL MULTIMETER

Specifications	Range	Resolution	MY60	MY61	MY62	MY63	MY64
			Accuracy				
DC Voltage	200mV/2V/20V/200V	0.1mV/1mV/10mV/100mV	±(0.5%+2)	±(0.5%+2)	±(0.5%+2)	±(0.5%+2)	±(0.5%+2)
	1000V	1V	±(0.8%+2)	±(0.8%+2)	±(0.8%+2)	±(0.8%+2)	±(0.8%+2)
AC Voltage	200mV	100µV	±(1.2%+3)	±(1.2%+3)	±(1.2%+3)		
	2V	1mV	±(0.8%+3)	±(0.8%+3)	±(0.8%+3)	±(0.8%+3)	±(0.8%+3)
	20V/200V	10mV/100mV	±(0.8%+3)	±(0.8%+3)	±(0.8%+3)	±(0.8%+3)	±(0.8%+3)
	750V	1V	±(1.2%+3)	±(1.2%+3)	±(1.2%+3)	±(1.2%+3)	±(1.2%+3)
DC Current	20µA	0.01µA	±(2.0%+5)				
	200µA/2mA/20mA	0.1µA/1µA/10µA	±(0.8%+1)				
	2mA/20mA	1µA/10µA		±(0.8%+1)	±(0.8%+1)	±(0.8%+1)	±(0.8%+1)
	200mA	0.1mA	±(1.5%+1)	±(1.5%+1)	±(1.5%+1)	±(1.5%+1)	±(1.5%+1)
	10A	10mA	±(2.0%+5)	±(2.0%+5)	±(2.0%+5)	±(2.0%+5)	±(2.0%+5)
AC Current	20µA	0.01µA	±(2.0%+5)				
	200µA	0.1µA	±(1.0%+5)				
	2mA	1µA	±(1.0%+5)	±(1.0%+5)			
	20mA	10µA	±(1.0%+5)	±(1.0%+5)	±(1.0%+5)	±(1.0%+5)	±(1.0%+5)
	200mA	0.1mA	±(1.8%+5)	±(1.8%+5)	±(1.8%+5)	±(1.8%+5)	±(1.8%+5)
	10A	10mA	±(3.0%+7)	±(3.0%+7)	±(3.0%+7)	±(3.0%+7)	±(3.0%+7)
Resistance	200Ω	0.1Ω	±(0.8%+3)	±(0.8%+3)	±(0.8%+3)	±(0.8%+3)	±(0.8%+3)
	2kΩ/20kΩ/200kΩ/2MΩ	1Ω/10Ω/100Ω/1kΩ	±(0.8%+2)	±(0.8%+2)	±(0.8%+2)	±(0.8%+2)	±(0.8%+2)
	20MΩ	10kΩ	±(1.0%+2)	±(1.0%+2)	±(1.0%+2)	±(1.0%+2)	±(1.0%+2)
	200MΩ	100kΩ	±(6.0%+10)	±(6.0%+10)	±(6.0%+10)	±(6.0%+10)	±(6.0%+10)
Capacitance	2nF/20nF/200nF/2µF	1pF/10pF/0.1nF/1nF		±(4.0%+3)	±(4.0%+3)	±(4.0%+3)	±(4.0%+3)
	100µF	100nF		±(6.0%+10)	±(6.0%+10)	±(6.0%+10)	±(6.0%+10)
Temperature	-20°C~0°C	1°C			±(5.0%+4)		±(5.0%+4)
	1°C~400°C	1°C			±(2.0%+3)		±(2.0%+3)
	401°C~1000°C	1°C			±(2.0%+5)		±(2.0%+5)
Frequency	20kHz	10Hz				±(2.0%+5)	±(2.0%+5)
	2kHz	1Hz				±(1.5%+5)	
Features							
Display	counts				2000		
APO	Auto Power Off				•		
Transistor hFE	0~1000				•		
Diode	Open Voltage				3.0V		
Continuity Buzzer	<50Ω				•		
Data Hold					•		
LBD	Low Battery Display				•		
General							
Power Supply	1×9V 6F22 Battery						
Product Size	195mm×95mm×55mm/7.67"×3.74"×2.16"						
Product Weight	366g/0.8lb						
Certificate	RoHS						
Safety Rating	CAT II 1000V/CAT III 600V						

DIGITAL MULTIMETER



V DC 600V
AC 600V

A DC 10A
AC 10A

Specifications	Range	Resolution	MY70	MY74	MY74B
			Accuracy		
DC Voltage	200mV/2V/20V/200V	0.1mV/1mV/10mV/0.1V	±(0.5%+2)	±(0.5%+2)	
	600V	1V	±(0.8%+2)	±(0.8%+2)	
AC Voltage	200mV	0.1mV	±(1.2%+3)		
	2V/20V/200V	1mV/10mV/0.1V	±(0.8%+3)	±(0.8%+3)	
DC Current	600V	1V	±(1.2%+3)	±(1.2%+3)	
	20µA	0.01µA	±(2.0%+5)		±(2.0%+5)
	200µA	0.1µA	±(0.8%+1)		
	2mA	1µA	±(0.8%+1)	±(0.8%+1)	
	20mA	10µA	±(0.8%+1)	±(0.8%+1)	
AC Current	200mA	0.1mA	±(1.5%+1)	±(1.5%+1)	
	10A	0.01A	±(2.0%+5)	±(2.0%+5)	
	20µA	0.01µA	±(2.0%+5)		
	200µA	0.1µA	±(1.0%+5)		
	2mA	1µA	±(1.0%+5)		
Resistance	20mA	10µA	±(1.0%+5)	±(1.0%+5)	
	200mA	0.1mA	±(1.8%+5)	±(1.8%+5)	
	10A	0.01A	±(3.0%+7)	±(3.0%+7)	
	200Ω	0.1Ω	±(0.8%+3)	±(0.8%+3)	
	2kΩ/20kΩ/200kΩ/2MΩ	1Ω/10Ω/0.1kΩ/1kΩ	±(0.8%+2)	±(0.8%+2)	
Capacitance	20MΩ	10kΩ	±(1.0%+2)	±(1.0%+2)	
	200MΩ	0.1MΩ	±(6.0%+10)	±(6.0%+10)	
Frequency	2nF/20nF/200nF/2µF	1pF/10pF/0.1nF/1nF		±(4.0%+3)	
	100µF	0.1µF		±(6.0%+10)	
Temperature	20kHz	0.01kHz		±(2.0%+5)	
	-20°C~0°C	1°C		±(5.0%+4)	
Features	1°C~400°C	1°C		±(2.0%+3)	
	401°C~1000°C	1°C		±(2.0%+5)	
Display	counts			2000	
APO	Auto Power Off			•	
Transistor hFE	0~1000			•	
Diode	Open Voltage			3.0V	
Continuity Buzzer	<50Ω			•	
Data Hold				•	
LBD	Low Battery Display			•	
General					
Power Supply	1×9V 6F22 Battery				
Product Size	188mm×93mm×50mm/7.4"×3.7"×1.96"				
Product Weight	380g/0.84lb				
Certificate	CE/ETL/RoHS				
Safety Rating	CAT III 600V				



Accessories Included

- Test Leads
- K type thermocouple (MY74 / MY74B)
- Multi-Function Socket
- Battery and User's manual

DIGITAL MULTIMETER



V DC 600V
AC 600V

A DC 10A
AC 10A



Accessories Included

- Test Leads
- Multi-Function Socket
- Battery and User's manual

Specifications	Range	Resolution	Accuracy	
			MY75	MY78
DC Voltage	200 mV	0.01mV	±(0.05%+3)	
	2V/20V/200V	0.1mV/1mV/10mV	±(0.1%+3)	
	400mV/4V/40V/400V	0.1mV/1mV/10mV/0.1V		±(0.7%+2)
	600V	0.1V/1V	±(0.15%+3)	±(0.8%+2)
AC Voltage	2V	0.1Vm	±(0.5%+3)	
	20V/200V	1mV/10mV	±(0.8%+10)	
	400 mV	0.1mV		±(3.0%+3)
	4V/40V/400V	1mV/10mV/0.1V		±(0.8%+3)
	600V	0.1V/1V	±(1.0%+15)	±(1.2%+3)
DC Current	2mA/20mA	0.1µA/1µA	±(0.5%+50)	
	200mA	10µA	±(0.8%+50)	
	400µA/4000µA/40mA/400mA	0.1µA/1µA/10µA/0.1mA		±(1.2%+3)
AC Current	10A	1mA/10mA	±(2.0%+10)	±(2.0%+5)
	2mA/20mA	0.1µA/1µA	±(0.8%+50)	
	200mA	10µA	±(1.2%+50)	
	400µA/4000µA/40mA/400mA	0.1µA/1µA/10µA/0.1mA		±(1.5%+5)
Resistance	10A	1mA/10mA	±(2.5%+10)	±(3.0%+7)
	200Ω	0.01Ω	±(0.5%+10)	
	2kΩ	0.1Ω	±(0.3%+3)	
	20kΩ/200kΩ/2MΩ/20MΩ	1Ω/10Ω/0.1kΩ/1kΩ	±(0.3%+1)	
	400Ω/4kΩ/40kΩ/400kΩ/4MΩ	0.1Ω/1Ω/10Ω/0.1kΩ/1kΩ		±(1.2%+2)
Capacitance	200MΩ	0.01MΩ	±(5.0%+10)	
	40MΩ	0.01MΩ		±(2.0%+5)
	2µF/20µF/100µF/20nF/200nF	0.1nF/1nF/10nF/1pF/10pF	±(4.0%+20)	
Frequency	4nF	1pF		±(4.0%+25)
	40nF/400nF/4µF/40µF/200µF	0.01nF/0.1nF/1nF/10nF/0.1µF		±(4.0%+15)
	20kHz	1Hz	±(1.5%+5)	
	10Hz/100Hz/1kHz	0.01Hz/0.01Hz/0.1Hz		±(2.0%+5)
DC Current (for Clamp Meter)	10kHz/100kHz/200kHz	1Hz/10Hz/0.1kHz		±(2.0%+5)
	>200kHz	0.1kHz		Reference
	40A	1A/1mV	±(0.8%+3)	
AC Current (for Clamp Meter)	400A	1A/1mV	±(0.8%+3)	
Duty Cycle	40A	1A/1mV	±(1.0%+3)	
	400A	1A/1mV	±(1.0%+3)	
	5% ~ 95%	0.1%		±(2.0%+2)
Features				
Display	counts		20000	4000
Auto Ranging	Auto & Manual			•
REL	Relative Measurement			•
Diode	Open Voltage		3.0V	1.5V
Continuity Buzzer			<60Ω	<50±20Ω
Data Hold				•
APO	Auto Power Off			•
Transistor hFE	0~1000			•
LBD	Low Battery Display			•
General				
Power Supply	1×9V 6F22 Battery			
Product Size	MY75 188mm×93mm×50mm/7.4"×3.7"×1.96" ; MY78 189mm×91mm×31.5mm/7.67"×3.6"×1.24"			
Product Weight	MY75 380g/0.84lb ; MY78 420g/0.92lb			
Certificate	CE/ETL/RoHS			
Safety Rating	CAT III 600V			



MY75

DIGITAL MULTIMETER



V DC 600V
AC 600V

A DC 10A
AC 10A

- Accessories Included**
- Test Leads
 - K type thermocouple (MS8360C)
 - Multi-Function Socket
 - Battery and User's manual



Specifications	Range	Resolution	Accuracy	
DC Voltage	200mV/2V/20V/200V	0.1mV/1mV/10mV/100mV	±(0.5%+2)	
	600V	1V	±(0.8%+2)	
AC Voltage	2V/20V/200V	1mV/10mV/100mV	±(0.8%+5)	
	600V	1V	±(1.2%+5)	±(1.2%+3)
DC Current	20mA	0.01mA	±(1.0%+1)	
	200mA	0.1mA	±(1.0%+1)	
	10A	10mA	±(2.0%+5)	
AC Current	20mA	0.01mA	±(1.5%+5)	
	200mA	0.1mA	±(1.5%+5)	
	10A	10mA	±(3.0%+5)	±(3.0%+7)
Resistance	200Ω	0.1Ω	±(0.8%+3)	
	2kΩ/20kΩ/200kΩ/2MΩ	1Ω/10Ω/100Ω/1kΩ	±(0.8%+5)	
	20MΩ	10kΩ	±(1.0%+2)	
Capacitance	200MΩ	0.1MΩ	±(5.0%+10)	±(5.0%+5)
	20nF/200nF/2μF	0.01nF/0.1nF/0.01μF	±(4.0%+3)	±(4.0%+5)
	200μF	0.1μF	±(5.0%+10)	±(5.0%+5)
Frequency	20kHz	1Hz	±(3.0%+5)	
Temperature	-20°C~0°C	1°C	±(5.0%+4)	
	1°C~400°C/	1°C	±(2.0%+2)	
	401°C~1000°C	1°C	±(2.0%+2)	
	--4°F~32°F	1°F	±(5.0%+7)	
	33°F~752°F	1°F	±(2.0%+4)	
	753°F~1832°F	1°F	±(2.0%+4)	
Inductance	20mH/200mH/2H/20H	0.01mH/0.1mH/1mH/10mH	±(3.0%+5)	
Features				
Display	counts		2000	
APO	Auto Power Off		•	
NCV	Non-Contact Voltage Detector		•	
Transistor hFE	0~1000		•	
Diode	Open Voltage		3.0V	
Continuity Buzzer	<50Ω		•	
Data Hold			•	
Display Backlight			•	
LBD	Low Battery Display		•	
General				
Power Supply	1×9V 6F22 Battery			
Product Size	188mm×92mm×50mm/7.4"×3.6"×2.0"			
Product Weight	380g/0.83lb			
Certificate	CE/ETL/RoHS			
Safety Rating	CAT III 600V			

DIGITAL MULTIMETER



V DC 600V
AC 600V

A DC 10A
AC 10A



Specifications	Range	Resolution	MS8360F		MS8360G	
			Accuracy		Accuracy	
DC Voltage	400mV/4V/40V/400V	0.1mV/1mV/10mV/0.1V	±(0.5%+2)	±(0.5%+2)	±(0.5%+2)	±(0.5%+2)
	600V	1V	±(0.8%+5)	±(0.8%+2)	±(0.8%+2)	±(0.8%+2)
AC Voltage	400mV	0.1mV	±(1.2%+20)	±(2.0%+3)	±(2.0%+3)	±(2.0%+3)
	4V/40V/400V	1mV/10mV/0.1V	±(0.8%+3)	±(0.8%+3)	±(0.8%+3)	±(0.8%+3)
DC Current	400µA/4000µA/40mA/400mA	0.1µA/1µA/10µA/0.1mA	±(0.8%+2)	±(0.8%+2)	±(0.8%+2)	±(0.8%+2)
	10A	10mA	±(1.2%+2)		±(1.2%+2)	
AC Current	4A/10A	1mA/10mA		±(1.2%+2)	±(1.2%+2)	±(1.2%+2)
	400µA/4000µA/40mA/400mA	0.1µA/1µA/10µA/0.1mA	±(1.5%+2)	±(1.5%+2)	±(1.5%+2)	±(1.5%+2)
Resistance	10A	10mA	±(2.0%+2)		±(2.0%+2)	
	4A/10A	1mA/10mA		±(2.0%+2)	±(2.0%+2)	±(2.0%+2)
Capacitance	400Ω/4kΩ/40kΩ/400kΩ/4MΩ	0.1Ω/1Ω/10Ω/0.1kΩ/1kΩ	±(1.0%+3)	±(1.0%+3)	±(1.0%+3)	±(1.0%+3)
	40MΩ	10kΩ	±(1.2%+15)	±(1.2%+15)	±(1.2%+15)	±(1.2%+15)
Frequency	5nF/50nF/500nF	1pF/10pF/0.1nF	±(4.0%+15)		±(4.0%+15)	
	5µF/50µF/200µF	1nF/10nF/1µF	±(4.0%+15)		±(4.0%+15)	
Duty Cycle	40nF/400nF/4µF	10pF/0.1nF/1nF		±(3.0%+5)	±(3.0%+5)	±(3.0%+5)
	40µF/400µF/4000µF	40nF/0.1µF/1µF		±(3.0%+5)	±(3.0%+5)	±(3.0%+5)
Temperature	10Hz/100Hz/1kHz/10kHz	0.001Hz/0.01Hz/0.1Hz/1Hz	±(4.0%+15)	±(0.5%+2)	±(0.5%+2)	±(0.5%+2)
	100kHz/1MHz/10MHz	10Hz/0.1kHz/1kHz	±(4.0%+15)	±(0.5%+2)	±(0.5%+2)	±(0.5%+2)
Temperature	1%~99%	0.1%	±(2.0%+5)	±(2.0%+5)	±(2.0%+5)	±(2.0%+5)
	-20°C~0°C	1°C		±(5.0%+4)	±(5.0%+4)	±(5.0%+4)
	1°C~400°C/	1°C		±(1.0%+3)	±(1.0%+3)	±(1.0%+3)
	401°C~1000°C	1°C		±(2.0%+2)	±(2.0%+2)	±(2.0%+2)
	-4°F~32°F	1°F		±(5.0%+7)	±(5.0%+7)	±(5.0%+7)
	33°F~752°F	1°F		±(2.0%+4)	±(2.0%+4)	±(2.0%+4)
753°F~1832°F	1°F		±(2.0%+4)	±(2.0%+4)	±(2.0%+4)	

Features			
Display	counts		4000
Auto Ranging	Auto and Manual		•
APO	Auto Power Off		•
REL	Relative Measurement		•
NCV	Non-Contact Voltage Detector		•
Transistor hFE	0~1000		•
Diode	Open Voltage	1.5V	3.0V
Continuity Buzzer	<50±20Ω		•
Data Hold			•
Display Backlight			•
LBD	Low Battery Display		•
MAX/MIN			•
Bar Graph			•
General			
Power Supply	1×9V 6F22 Battery		
Product Size	188mm×92mm×50mm/7.4"×3.6"×2.0"		
Product Weight	380g/0.83lb		
Certificate	CE/ETL/RoHS		
Safety Rating	CAT III 600V		

Accessories Included

- Test Leads
- K type thermocouple (MS8360G)
- Multi-Function Socket
- Battery and User's manual



DIGITAL MULTIMETER



V DC 1000V
AC 1000V

A DC 10A
AC 10A

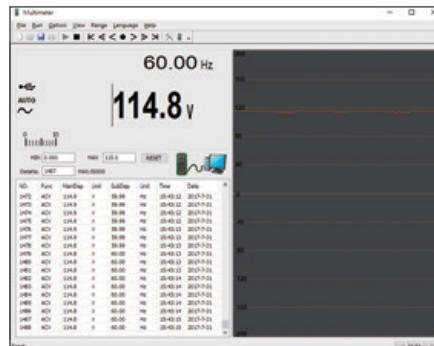

► True RMS Characteristics



- For non-sinusoidal signal measurement, the meter provides more accurate measurement than the traditional averaging method.
- If in AC current mode, the meter may display a random reading between 1 and 50 when the input is not active. This will not affect the accuracy if measurement.
- True RMS requires a minimum input level, AC current or voltage should be 2%~100% of the maximum level.

Accessories Included

- Test leads
- USB interface cable (MS8250B/MS8250D)
- Software CD (MS8250B/MS8250D)
- Battery and User's manual



DIGITAL MULTIMETER

Specifications	Range	Resolution	Accuracy	
			MS8250A	MS8250B / MS8250D
DC Voltage	400mV	0.1mV	±(0.8%+3)	
	4V/40V/400V/600V	1mV/10mV/0.1V/1V	±(0.5%+5)	
	660mV	0.1mV		±(0.8%+3)
	6.6V/66V/660V/1000V	1mV/10mV/0.1V/1V		±(0.5%+5)
AC Voltage	400mV	0.1mV	±(1.0%+5)	
	4V/40V/400V	1mV/10mV/0.1V	±(0.8%+5)	
	600V	1V	±(1.2%+3)	
	660mV	0.1mV		±(1.5%+5)
	6.6V/66V	1mV/10mV		±(1.2%+5)
	660V/1000V	0.1V/1V		±(1.0%+3)
DC Current	400µA/4000µA/40mA/400mA	0.1µA/1µA/10µA/0.1mA	±(0.8%+2)	
	660µA/6600µA/66mA/660mA	0.1µA/1µA/10µA/0.1mA		±(1.0%+5)
	10A	10mA	±(2.0%+5)	±(2.0%+5)
AC Current	400µA/4000µA/40mA/400mA	0.1µA/1µA/10µA/0.1mA	±(1.5%+2)	
	660µA/6600µA/66mA/660mA	0.1µA/1µA/10µA/0.1mA		±(1.5%+5)
	10A	10mA	±(3.0%+5)	±(3.0%+5)
Resistance	400Ω/4kΩ/40kΩ/400kΩ/4MΩ	0.1Ω/1Ω/10Ω/0.1kΩ/4kΩ	±(1.0%+5)	
	40MΩ	10kΩ	±(1.2%+15)	
	660Ω/6.6kΩ/66kΩ/660kΩ/6.6MΩ	0.1Ω/1Ω/10Ω/0.1kΩ/1kΩ		±(0.8%+5)
	66MΩ	10kΩ		±(1.5%+5)
Capacitance	40nF/400nF/4µF/40µF/100µF	10pF/0.1nF/1nF/10nF/0.1µF	±(3.0%+5)	
	6.6nF	1pF		±(4.0%+5)
	66nF/660nF/6.6µF/66µF/660µF	10pF/0.1nF/1nF/10nF/0.1µF		±(3.0%+3)
	6.6mF/66mF	1µF/10µF		±(4.0%+5)
Frequency	5Hz/50Hz/500Hz/5kHz	0.001Hz/0.01Hz/0.1Hz/1Hz	±(0.5%+2)	
	50kHz/500kHz/5MHz	10Hz/0.1kHz/1kHz	±(0.5%+2)	
	66Hz/660Hz/6.6kHz/66kHz	0.01Hz/0.1Hz/1Hz/10Hz		±(1.5%+5)
	660kHz/6.6MHz/66MHz	0.1kHz/1kHz/10kHz		±(1.5%+5)
Duty Cycle	0.1%~99.9%	0.1%	±(2.0%+5)	±(2.0%+5)
Features				
Display	counts		4000	6600
Auto Ranging			•	•
Manual Ranging			•	•
APO	Auto Power Off		•	•
REL	Relative Measurement		•	•
True RMS	True Root Mean Square			•
NCV	Non-Contact Voltage Detector		•	•
Diode	Open Voltage		1.5V	3.2V
Continuity Buzzer			<50±20Ω	<50Ω
MAX/MIN				•
Bar Graph				•
Data Hold			•	•
LBD	Low Battery Display		•	•
Display Backlight			•	•
USB Interface	Windows OS			•
General				
Power Supply	1x9V 6F22 Battery			
Product Size	175mm×86mm×52mm/6.89"×3.38"×2.04"			
Product Weight	372g/0.82lb			
Certificate	CE/ETL/RoHS			
Safety Rating	MS8250A	MS8250B	MS8250D	
	CAT IV 600V	CAT IV 600V	CAT III 1000V/CAT IV 600V	

DIGITAL MULTIMETER



V DC 1000V
AC 1000V

A DC 10A
AC 10A

► True RMS Characteristics



- For non-sinusoidal signal measurement, the meter provides more accurate measurement than the traditional averaging method.
- If in AC current mode, the meter may display a random reading between 1 and 50 when the input is not active. This will not affect the accuracy if measurement.
- True RMS requires a minimum input level, AC current or voltage should be 2%~100% of the maximum level.

Accessories Included

- Test leads
- K type thermocouple
- Multi-Function Socket
- Carry bag
- Battery and User's manual

► Dual Impedance Characteristics



- Normal impedance (10M) with normal testing capabilities.
- Low impedance Lo-Z (400kΩ) for testing where “ghost voltage” may be present.
- Ghost voltage can occur when power supply conductors and adjacent unused conductors create a capacitance coupling between conductors. If this possibility exists or when testing for the presence of voltage, use the Lo-Z mode to switch to the low impedance setting to remove the ghost voltages during measurement.



DIGITAL MULTIMETER

Specifications	Range	Resolution	MS8251A	MS8251B	MS8251C
			Accuracy		
DC Voltage	400mV	0.1mV			±(0.8%+3)
	4V/40V/400V	1mV/10mV/0.1V			±(0.5%+5)
	1000V	1V			±(0.8%+3)
	660mV	0.1mV		±(0.8%+3)	
	6.6V/66V/660V	1mV/10mV/0.1V		±(0.5%+5)	
	1000V	1V		±(0.8%+3)	
AC Voltage	400mV(40~60Hz)	0.1mV			±(1.5%+5)
	4V/40V(40~400Hz)	1mV/10mV			±(1.2%+5)
	400V/1000V(40~400Hz)	0.1V/1V			±(1.0%+3)
	660mV(40~60Hz)	0.1mV		±(1.5%+5)	
	6.6V/66V(40~400Hz)	1mV/10mV		±(1.2%+5)	
	660V/1000V(40~400Hz)	0.1V/1V		±(1.0%+3)	
DC Current	400µA/4000µA/40mA/400mA	0.1µA/1µA/10µA/0.1mA			±(1.0%+5)
	660µA/6600µA/66mA/660mA	0.1µA/1µA/10µA/0.1mA		±(1.0%+5)	
	10A	10mA		±(2.0%+5)	±(2.0%+5)
AC Current	400µA/4000µA/40mA/400mA	0.1µA/1µA/10µA/0.1mA			±(1.5%+5)
	660µA/6600µA/66mA/660mA	0.1µA/1µA/10µA/0.1mA		±(1.5%+5)	
	10A	10mA		±(3.0%+5)	±(3.0%+5)
Resistance	400Ω/4kΩ/40kΩ/400kΩ/4MΩ	0.1Ω/1Ω/10Ω/100Ω/1kΩ			±(0.8%+5)
	40MΩ	0.1MΩ			±(1.5%+5)
	660Ω/6.6kΩ/66kΩ/660kΩ/6.6MΩ	0.1Ω/1Ω/10Ω/100Ω/1kΩ		±(0.8%+5)	
	66MΩ	0.1MΩ		±(1.5%+5)	
Capacitance	4nF	1pF			±(4.0%+5)
	40nF/400nF/4µF/40µF/400µF	40pF/0.1nF/1nF/10nF/0.1µF			±(3.0%+3)
	4mF/40mF	1µF/10µF			±(4.0%+5)
	6.6nF	1pF		±(4.0%+5)	
	66nF/660nF/6.6µF/66µF/660µF	10pF/0.1nF/1nF/10nF/0.1µF		±(3.0%+3)	
	6.6mF/66mF	1µF/10µF		±(4.0%+5)	
Frequency (V Position)	40Hz/400Hz/4kHz/10kHz	0.01Hz/0.1Hz/1Hz/10Hz			±(1.5%+5)
	66Hz/660Hz/6.6kHz/10kHz	0.01Hz/0.1Hz/1Hz/10Hz		±(1.5%+5)	
Frequency (Hz Position)	40Hz/400Hz/4kHz/40kHz/ 400kHz/4MHz/40MHz	0.01Hz/0.1Hz/1Hz/10Hz 0.1kHz/1kHz/10kHz			±(1.5%+5)
	66Hz/660Hz/6.6kHz/66kHz/ 660kHz/6.6MHz/66MHz	0.01Hz/0.1Hz/1Hz/10Hz 0.1kHz/1kHz/10kHz		±(1.5%+5)	
Duty Cycle	1%~99.9%	0.1%		±(2.0%)	±(2.0%)
Temperature	0~1000°C/32~1832°F	1°C/1°F		±(1.0%+3)	±(1.0%+3)
Features					
Display	counts		6600		4000
Auto Ranging			•		•
Manual Ranging			•		•
APO	Auto Power Off		•		•
REL	Relative Measurement		•		•
NCV	Non-Contact Voltage Detector		•		•
Diode	Open Voltage		3.2V		3.2V
Continuity Buzzer	<50Ω		•		•
MAX/MIN			•		•
Data Hold			•		•
LBD	Low Battery Display		•		•
Display Backlight			•		•
True RMS	True Root Mean Square			•	•
Low Z	Low Impedance Input Mode			•	
General					
Power Supply	1×9V 6F22 Battery				
Product Size	175mm×85mm×52mm/6.9"×3.3"×2.1"				
Product Weight	420g/0.92lb				
Certificate	CE/ETL/RoHS				
Safety Rating	CAT III 1000V/CAT IV 600V				

DIGITAL MULTIMETER



V DC 1000V
AC 1000V

A DC 10A
AC 10A

- Accessories Included**
- Test leads
 - USB interface cable (MS8253D)
 - Software CD (MS8253D)
 - Battery and User's manual



Specifications	Ranges	Resolution	Accuracy
DC Voltage	660mV	0.1mV	±(0.8%+3)
	6.6V/66V/660V/1000V	0.001V/0.01V/0.1V/1V	±(0.5%+5)
AC Voltage	660mV	0.1mV	±(1.5%+5)
	6.6V/66V	0.001V/0.01V	±(1.2%+5)
	660V/1000V	0.1V/1V	±(1.0%+3)
DC Current	660uA/6600uA/66mA/660mA	0.1uA/1uA/0.01mA/0.1mA	±(1.0%+5)
	10A	0.01A	±(2.0%+5)
AC Current	660uA/6600uA/66mA/660mA	0.1uA/1uA/0.01mA/0.1mA	±(1.5%+5)
	10A	0.01A	±(3.0%+5)
Resistance	660Ω/6.6kΩ/66kΩ/ 660kΩ/6.6MΩ	0.1Ω/0.001kΩ/0.01kΩ/ 0.1kΩ/0.001MΩ	±(0.8%+5)
	66MΩ	0.01MΩ	±(1.5%+5)
Capacitance	6.6nF	0.001nF	±(4.0%+5)
	66nF/660nF/6.6uF/ 66uF/660uF	0.01nF/0.1nF/0.001uF/ 0.01uF/0.1uF	±(3.0%+3)
	6.6mF/66mF	0.001mF/0.01mF	±(4.0%+5)
Frequency (V)	66Hz/660Hz/6.6kHz/10kHz	0.01Hz/0.1Hz/0.001kHz/0.01kHz	±(1.5%+5)
Frequency (Hz/Duty)	66Hz/660Hz/6.6kHz	0.01Hz/0.1Hz/0.001kHz	±(1.5%+5)
	66KHz/660KHz/ 6.6MHz/66MHz	0.01kHz/0.1kHz/ 0.001MHz/0.01MHz	±(1.5%+5)
Duty Cycle	1-99%	0.1%	±(2.0%+5)
Features			
Display	Counts		6600
Auto Range			•
Manual Range			•
APO	Auto Power Off		•
REL	Relative Measurement		•
True RMS	True Root Mean Square		•
NCV	Non-Contact Voltage Deceptor		•
Diode	Open Voltage		3.2V
Continuity	<50Ω		•
Max/Min			•
Data Hold			•
LBD	Low Battery Display		•
Display Backlight			•
NCV light			•
Bar Graph			•
USB Interface (windows OS)			•
General			
Power Supply	1×9V 6F22 Battery		
Product Size	179mm×86mm×52.1mm		
Product Weight	MS8253A : 398g / MS8253B : 406g		
Certification	CE/ETL/RoHS		
Safety Rating	CAT III 1000V/CAT IV 600V		

DIGITAL MULTIMETER with Lan/Phone/Tone tester



V DC 600V
AC 600V

A DC 10A
AC 10A



	MS8235	MS8236	
Specifications	Range	Resolution	Accuracy
DC Voltage	200mV/2V/20V/200V/600V	0.1mV/1mV/10mV/100mV/1V	±(0.5%+5)
AC Voltage	200mV/2V/20V/200V/600V	0.1mV/1mV/10mV/100mV/1V	±(0.8%+5)
DC Current	200µA/2000µA/20mA/200mA	0.1µA/1µA/10µA/0.1mA	±(1.2%+5)
	2A/10A	1mA/10mA	±(2.0%+10)
AC Current	200µA/2000µA/20mA/200mA	0.1µA/1µA/10µA/0.1mA	±(1.5%+5)
	2A/10A	1mA/10mA	±(3.0%+10)
Resistance	200Ω/2kΩ/20kΩ/200kΩ	0.1Ω/1Ω/10Ω/100Ω	±(1.0%+5)
	2MΩ/20MΩ	1kΩ/10kΩ	±(1.5%+5)
Frequency	20kHz	10Hz	±(1.5%+5)
Features			
Display	counts		2000
Auto Ranging	Auto & Manual		•
APO	Auto Power Off		•
NCV	Non-Contact Voltage Detector		•
Diode	Open Voltage		1.7V
Continuity Buzzer	<70Ω		•
MAX	Maximum Measurement		•
Data Hold			•
LBD	Low Battery Display		•
Display Backlight			•
Network Cable Check	-Test for open circuits, shorts, miswires, reversals, split pairs, shield detection.		•
	-Main unit and one remote allow one person testing of T568A, T568B, 10Base-T.		
	-Debug mode for detailed fault identification result.		
Phone Check	-Identify the state in the working telephone line: Busy, Ringing or Clear		•
Tone	-Judge the continuity of cables or wires.		•
	-Track the cables or wires and diagnose the break point.		
General			
Model Number	MS8235	MS8236 & MS6812R	
Power Supply	1×9V 6F22 Battery	2×9V 6F22 Batteries	
Product Size	195mm×92mm×55mm/7.7"×3.6"×2.2"	195mm×92mm×55mm/7.7"×3.6"×2.2" 238mm×43mm×26mm/9.4"×1.7"×1.0"	
Product Weight	400g/0.88lb	470g/1.04lb	
Certificate	CE/ETL/RoHS		
Safety Rating	CAT III 600V		

Accessories Included

- Test leads
- Protective cover
- Detection connect line (MS8236)
- Receiver (MS8236)
- Battery and User's manual



DIGITAL MULTIMETER




V DC 1000V
AC 750V

A DC 10A
AC 10A

Accessories Included

- Test leads
- K type thermocouple (MS8264/MS8269)
- Multi-Function Socket
- Battery and User's manual



MS8265			
Specifications	Range	Resolution	Accuracy
DC Voltage	200mV	0.01mV	±(0.05%+5)
	2V/20V/200V	0.1mV/1mV/10mV	±(0.1%+5)
	1000V	0.1V	±(0.15%+5)
AC Voltage	2V(50~60Hz)	0.1mV	±(0.5%+15)
	20V/200V(50~60Hz)	1mV/10mV	±(0.8%+15)
	750V(50~60Hz)	0.1V	±(1.0%+15)
	2V(40~400Hz)	0.1mV	±(1.0%+15)
	20V/200V(40~400Hz)	1mV/10mV	±(1.0%+50)
	750V(40~400Hz)	0.1V	±(1.2%+50)
DC Current	2mA/200mA	0.1µA/10µA	±(0.8%+10)
	10A	1mA	±(2.0%+20)
AC Current	2mA	0.1µA	±(0.8%+20)
	200mA	10µA	±(1.2%+20)
	10A	1mA	±(2.5%+50)
Resistance	200Ω	0.01Ω	±(0.5%+10)
	2kΩ/20kΩ/200kΩ	0.1Ω/1Ω/10Ω	±(0.5%+5)
	2MΩ/20MΩ	100Ω/1kΩ	±(0.5%+5)
Capacitance	20nF/200nF/2µF	1pF/10pF/0.1nF	±(4.0%+20)
	20µF/200µF	1nF/10nF	±(4.0%+20)
	Frequency	20kHz	1Hz
Features			
Display	counts		20000
APO	Auto Power Off		•
Sound & Light Warning	For incorrectly inserting the input plugs		•
Transistor hFE	0~1000		•
Diode	Open Voltage		3.0V
Continuity Buzzer	<70Ω		•
Data Hold			•
Display Backlight			•
LBD	Low Battery Display		•
General			
Power Supply	1×9V 6F22 Battery		
Product Size	195mm×92mm×55mm/7.7"×3.6"×2.2"		
Product Weight	400g/0.9lb		
Certificate	RoHS		
Safety Rating	CAT II 1000V/CAT III 600V		

DIGITAL MULTIMETER

Specifications	Range	Resolution	MS8261	MS8264	MS8269	MS8268
			Accuracy			
DC Voltage	200mV/2V/20V/200V	0.1mV/1mV/10mV/100mV	±(0.5%+1)	±(0.5%+1)	±(0.5%+1)	
	1000V	1V	±(0.8%+2)	±(0.8%+2)	±(0.8%+2)	
	400mV/4V/40V/400V	0.1mV/1mV/10mV/100mV				±(0.7%+2)
	1000V	1V				±(0.8%+2)
AC Voltage	2V/20V/200V	1mV/10mV/100mV	±(0.8%+3)	±(0.8%+3)	±(0.8%+3)	
	750V	1V	±(1.2%+3)	±(1.2%+3)	±(1.2%+3)	
	400mV	0.1mV				±(3.0%+3)
	4V/40V/400V	1mV/10mV/100mV				±(0.8%+3)
	750V	1V				±(1.0%+3)
DC Current	2mA	1µA	±(0.8%+1)			
	20mA/200mA	10µA/0.1µA	±(1.5%+1)	±(1.5%+1)		
	200mA	0.1mA			±(1.5%+1)	
	10A	10mA			±(2.0%+5)	
	400µA/4000µA/40mA/400mA	0.1µA/1µA/10µA/0.1mA	±(2.0%+5)	±(2.0%+5)	±(2.0%+5)	
	10A	10mA				±(1.2%+3)
AC Current	2mA	1µA	±(1.0%+3)	±(1.0%+3)		
	200mA	0.1mA	±(1.8%+3)	±(1.8%+3)	±(1.8%+3)	
	10A	10mA	±(3.0%+7)	±(3.0%+7)	±(3.0%+7)	
	400µA/4000µA/40mA/400mA	0.1µA/1µA/10µA/0.1mA				±(1.5%+5)
	10A	10mA				±(3.0%+7)
						±(2.0%+5)
Resistance	200Ω	0.1Ω	±(0.8%+3)	±(0.8%+3)	±(0.8%+3)	
	2kΩ/20kΩ/200kΩ/2MΩ	1Ω/10Ω/100Ω/1kΩ	±(0.8%+1)	±(0.8%+1)	±(0.8%+1)	
	20MΩ	10kΩ	±(1.0%+2)	±(1.0%+2)	±(1.0%+2)	
	200MΩ	0.1MΩ	±(5.0%+10)	±(5.0%+10)		
	400Ω/4kΩ/40kΩ/400kΩ/4MΩ	0.1Ω/1Ω/10Ω/100Ω/1kΩ				±(1.2%+2)
	40MΩ	10kΩ				±(2.0%+5)
Capacitance	2nF	1pF	±(4.0%+3)			
	20nF/200nF/2µF/20µF	10pF/0.1nF/1nF/10nF	±(4.0%+3)	±(4.0%+3)		
	20nF/200nF/2µF	10pF/0.1nF/1nF			±(4.0%+8)	
	200µF	0.1µF			±(4.0%+15)	
	4nF	1pF				±(5.0%+5)
	40nF/400nF/4µF/40µF/200µF	10pF/100pF/1nF/10nF/0.1µF				±(3.0%+3)
Frequency	20kHz	10Hz		±(1.5%+5)		
	10Hz/100Hz/1000Hz	0.001Hz/0.01Hz/0.1Hz				±(2.0%+5)
	10kHz/100kHz/200kHz	1Hz/10Hz/100Hz				±(2.0%+5)
Duty Cycle	0.1%~99.9%	0.1%				±(2.0%+2)
Inductance	20mH/200mH/2H/20H	10µH/0.1mH/1mH/10mH			±(3.0%+8)	
Temperature	-20°C~0°C	1°C		±(5.0%+4)	±(5.0%+4)	
	1°C~400°C	1°C		±(1.0%+3)	±(1.0%+3)	
	401°C~1000°C	1°C		±(2.0%)	±(2.0%)	
Features						
Display	counts		2000	2000	2000	4000
Autoranging						•
APO	Auto Power Off		•	•	•	•
Sound & Light Warning	For incorrectly inserting the input plugs					•
REL	Relative Measurement					•
Transistor hFE	0~1000		•	•	•	•
Diode	Open Voltage		3.0V	3.0V	3.0V	1.5V
Continuity Buzzer			<70Ω	<70Ω	<70Ω	<70Ω
Data Hold			•	•	•	•
Display Backlight			•	•	•	•
LBD	Low Battery Display		•	•	•	•
General						
Model	MS8261/MS8264/MS8269		MS8268			
Power Supply	1x9V 6F22 Battery		3x1.5V AAA Batteries			
Product Size	195mm×92mm×55mm/7.7"×3.6"×2.2"		195mm×92mm×55mm/7.7"×3.6"×2.2"			
Product Weight	380g/0.83lb		400g/0.9lb			
Certificate	RoHS		RoHS			
Safety Rating	CATII 1000V/CATIII 600V		CATII 1000V/CATIII 600V			

DIGITAL MULTIMETER



V DC 1000V
AC 700V

A DC 10A
AC 10A

Accessories Included

Test leads

K type thermocouple (MS8340A)

Multi-Function Socket (MS8340A)

USB interface cable (MS8340B)

Software CD (MS8340B)

Battery and User's manual



MS8340A MS8340B

Specifications	Range	Resolution	Accuracy
DC Voltage	600mV/6V	0.1mV/1mV	±(0.5%+3)
	6V/60V/600V/1000V	1mV/10mV/0.1V/1V	±(0.8%+3)
	220mV/2.2V/22V	0.01mV/0.1mV/1mV	±(0.05%+3)
AC Voltage	220V/1000V	10mV/0.1V	±(0.05%+3)
	6V/60V/750V (50Hz)	10mV/0.1V/1V	±(1.5%+4)
	6V/60V/750V (2kHz)	10mV/0.1V/1V	±(2.0%+3)
DC Current	2.2V/22V/220V/700V (40~400Hz)	0.1mV/1mV/10mV/0.1V	±(0.8%+4)
	600µA/6mA/60mA/600mA/10A	0.1µA/1µA/10µA/0.1mA/10mA	±(1.2%+4)
AC Current	220µA/2200µA/22mA/220mA/10A	0.01µA/0.1µA/1µA/10µA/1mA	±(0.8%+4)
	600µA/6mA/60mA/600mA	0.1µA/1µA/10µA/0.1mA	±(1.5%+3)
	10A	10mA	±(2.0%+3)
Resistance	200µA/2200µA/22mA/220mA	0.01µA/0.1µA/1µA/10µA	±(1.0%+3)
	10A	1mA	±(1.5%+3)
	600Ω/6kΩ/60kΩ/600kΩ/6MΩ/60MΩ	0.1Ω/1Ω/10Ω/0.1kΩ/1kΩ/10kΩ	±(1%+2)
Capacitance	220Ω/2.2kΩ/22kΩ/220kΩ	0.01Ω/0.1Ω/1Ω/10Ω	±(0.8%+2)
	2.2MΩ/22MΩ/220MΩ	0.1kΩ/1kΩ/10kΩ	±(0.8%+2)
	40nF/400nF	10pF/0.1nF	±(3.0%+2)
Frequency	4µF/40µF/400µF	1nF/10nF/0.1µF	±(3.5%+2)
	22nF/220nF/2.2µF/22µF	1pF/10pF/0.1nF/1nF	±(2.5%+3)
	220µF/2.2mF/220mF	10nF/0.1µF/10µF	±(2.5%+3)
	10Hz/100Hz/1kHz/10kHz	0.001Hz/0.01Hz/0.1Hz/1Hz	±(2.0%+3)
Duty Cycle	100kHz/1MHz/10MHz	10Hz/0.1kHz/1kHz	±(2.0%+3)
	22Hz/220Hz/2.2kHz	0.001Hz/0.01Hz/0.1Hz	±(2.0%+3)
	22kHz/220kHz	1Hz/10Hz	
Duty Cycle	1%~99%	0.1%	±(1.0%) ±(1.0%)
Temperature	-10°C~700°C/14°F~1292°F	1°C/1°F	±(3.0%+3)

Special Functions

LCD Display	counts	6000	22000
Auto Ranging	Auto & Manual	•	•
APO	Auto Power Off	•	•
REL	Relative Measurement	•	•
PEAK	Peak Measurement		•
LPF	1kHz Low Pass Filter	•	
Diode	Open Voltage	2.8V	2.8V
Continuity Buzzer		<50±20Ω	<30Ω
MAX/MIN		•	•
True RMS			•
Display Backlight		•	•
LBD	Low Battery Display	•	•
USB Interface	Windows OS		•

General

Power Supply	4×1.5V AA Batteries
Product Size	205mm×102mm×58mm/8.1"×4.0"×2.2"
Product Weight	390g/0.86lb
Certificate	CE/ETL/RoHS
Safety Rating	CAT III 1000V

DIGITAL MULTIMETER with Environment 4 in 1



V DC 600V
AC 600V

A DC 10A
AC 10A



MS8209			
Specifications	Range	Resolution	Accuracy
DC Voltage	400mV/4V/40V/400V/600V	0.1mV/1mV/10mV/100mV/1V	±(0.7%+2)
AC Voltage	400mV/4V/40V/400V/600V	0.1mV/1mV/10mV/100mV/1V	±(0.8%+3)
DC Current	40mA/400mA	10µA/100µA	±(1.2%+3)
	10A	10mA	±(2.0%+10)
AC Current	40mA/400mA	10µA/100µA	±(1.5%+5)
	10A	10mA	±(3.0%+10)
Resistance	400Ω/4kΩ/40kΩ/400kΩ/4MΩ	0.1Ω/1Ω/10Ω/100Ω/1kΩ	±(1.2%+2)
	40MΩ	10kΩ	±(2.0%+5)
Capacitance	4nF/40nF/400nF	1pF/10pF/0.1nF	±(3.0%+3)
	4µF/40µF/200µF	1nF/10nF/100nF	±(3.0%+3)
Frequency	10Hz	0.001Hz	±(2.0%+5)
	100Hz/1000Hz/10kHz	0.01Hz/0.1Hz/1Hz	±(1.5%+5)
	100kHz/200kHz	10Hz/100Hz	±(2.0%+5)
	>200kHz	0.1kHz	Reference
Duty Cycle	0.1%~99.9%	0.1%	±(3.0%)
Temperature (K-Type)	-20°C~0°C	1°C	±(5.0%+5)
	0°C~400°C	1°C	±(1.0%+3)
	400°C~1000°C	1°C	±(2.0%+3)
Relative Humidity	30%~90%	0.1%	±5.0%RH
Sound Level	35dB~100dB (±3.5dB @94dB 1kHz sine wave)	0.1dB	±(3.5%)
Luminosity	4000Lux/40000Lux	1Lux/10Lux	±(5.0%+10)
Features			
Display	counts		4000
Auto Ranging	Auto & Manual		•
APO	Auto Power Off		•
Diode	Open Voltage		1.5V
Continuity Buzzer	<40Ω		•
REL	Relative Measurement		•
Data Hold			•
LBD	Low Battery Display		•
Display Backlight			•
General			
Power Supply	1×9V 6F22 Battery		
Product Size	158mm×78mm×39mm/6.2"×3.1"×1.5"		
Product Weight	260g/0.55lb		
Certificate	RoHS		
Safety Rating	CAT III 600V		

Accessories Included

- Test leads
- K type thermocouple
- Carry bag
- battery and User's manual



DIGITAL MULTIMETER with infrared thermometer



V DC 1000V
AC 750V

A DC 10A
AC 10A

Accessories Included

- Test leads
- Multi-Function Socket
- Battery and User's manual



MS8228			
Specifications	Range	Resolution	Accuracy
DC Voltage	40mV/400mV/4V/40V/400V/1000V	10μV/0.1mV/1mV/10mV/0.1V/1V	±(0.7%+2)
	40mV/400mV/4V/40V/400V	10μV/0.1mV/1mV/10mV/0.1V	±(0.8%+3)
AC Voltage	750V	1V	±(1.0%+3)
	400μA/4000μA/40mA/400mA	0.1μA/1μA/10μA/0.1mA	±(1.2%+3)
DC Current	4A/10A	1mA/10mA	±(2.0%+10)
	400μA/4000μA/40mA/400mA	0.1μA/1μA/10μA/0.1mA	±(1.5%+5)
AC Current	4A/10A	1mA/10mA	±(3.0%+10)
	400Ω/4kΩ/40kΩ/400kΩ/4MΩ	0.1Ω/1Ω/10Ω/0.1kΩ/1kΩ	±(1.2%+2)
Resistance	40MΩ	10kΩ	±(2.0%+5)
	50nF/500nF/5μF/50μF/100μF	10pF/0.1nF/1nF/10nF/0.1μF	±(3.0%+3)
Capacitance	10Hz	0.001Hz	±(2.0%+5)
	100Hz/1000Hz/10kHz	0.01Hz/0.1Hz/1Hz	±(1.5%+5)
Frequency	100kHz/200kHz	10Hz/0.1kHz	±(2.0%+5)
	0.1%~99.9%	0.10%	±(3.0%)
Duty Cycle	-20°C~270°C	1°C	±(2.0%+3)
	270°C~300°C	1°C	±(4.0%)
Infrared Thermometer	-4°F~572°F	1°F	±(2.0%+6)
	0°C~40°C	1°C	±(2.0°C)
Environment	32°F~104°F	1°F	±(4.0°F)
	20%~95%	0.1%	±(5.0%)
Features			
Display	counts		4000
Auto Ranging	Auto & Manual		•
APO	Auto Power Off		•
Sound & Light Warning	For Incorrectly Inserting the Input Plugs		•
Laser Pointer	Targeting the measured point		•
°C/°F Selection			•
hFE	1~1000β for transistor under test		•
Emissivity	0.95		•
REL	Relative measurement		•
IR-T	Infrared temperature		•
Diode	Open Voltage		1.8V
Continuity Buzzer	<50±20Ω		•
Data Hold			•
LBD	Low Battery Display		•
Display Backlight			•
General			
Power Supply	3×1.5V AAA Batteries		
Product Size	195mm×92mm×55mm/7.7"×3.6"×2.2"		
Product Weight	400g/0.89lb		
Certificate	RoHS		
Safety Rating	CAT II 1000V/CAT III 600V		

DIGITAL MULTIMETER with Environment 5 in 1



V DC 600V
AC 600V

A DC 10A
AC 10A



MS 8229			
Specifications	Range	Resolution	Accuracy
DC Voltage	400mV/4V/40V/400V/600V	0.1mV/1mV/10mV/0.1V/1V	±(0.7%+2)
AC Voltage	400mV/4V/40V/400V 600V	0.1mV/1mV/10mV/0.1V 1V	±(0.8%+3) ±(1.0%+3)
DC Current	400µA/4000µA/40mA/400mA 4A/10A	0.1µA/1µA/10µA/0.1mA 1mA/10mA	±(1.2%+3) ±(2.0%+10)
AC Current	400µA/4000µA/40mA/400mA 4A/10A	0.1µA/1µA/10µA/0.1mA 1mA/10mA	±(1.5%+5) ±(3.0%+10)
Resistance	400Ω/4kΩ/40kΩ/400kΩ/4MΩ 40MΩ	0.1Ω/1Ω/10Ω/0.1kΩ/1kΩ 10kΩ	±(1.2%+2) ±(2.0%+5)
Capacitance	40nF/400nF/4µF/40µF/100µF	0.01nF/0.1nF/1nF/10nF/0.1µF	±(3.0%+3)
Frequency	10Hz	0.001Hz	±(2.0%+5)
	100Hz/1000Hz/10kHz	0.01Hz/0.1Hz/1Hz	±(1.5%+5)
	100kHz/200kHz	10Hz/0.1kHz	±(2.0%+5)
	>200kHz	0.1kHz	Reference
Duty Cycle	0.1%~99.9%	0.1%	±(3.0%)
Temperature (K-Type)	-20°C~0°C	1°C	±(5.0%+3)
	1°C~400°C	1°C	±(1.0%+2)
	401°C ~1000°C	1°C	±(2.0%)
	-4°F~32°F	1°F	±(5.0%+6)
	33°F~752°F	1°F	±(1.0%+4)
Environment	0°C~40°C	0.1°C	±(2.0°C)
	32°F~104°F	0.1°F	±(4.0°F)
Relative Humidity	20%~95%	0.10%	±(5.0%)
Sound Level	40dB~100dB	0.1dB	±(3.5%)
Luminosity	4000Lux/40000Lux	1Lux/10Lux	±(5.0%+10)

Features		
Display	Counts	4000
Auto Ranging	Auto & Manual	•
APO	Auto Power Off	•
°C/°F Selection		•
Diode	Open Voltage	1.5V
Continuity Buzzer	<50±20Ω	•
Data Hold		•
LBD	Low Battery Display	•
Display Backlight		•
Sound & Light Warning	For Incorrectly Inserting the Input Plugs (S Version only)	•
General		
Power Supply	3×1.5V AAA Battery	
Product Size	195mm×92mm×55mm/7.7"×3.6"×2.2"	
Product Weight	390g/0.86lb	
Certificate	CE/ETL/RoHS	
Safety Rating	CAT III 600V	

Accessories Included

- Test leads
- K type thermocouple
- Battery and User's manual



DIGITAL INSULATION MULTIMETER



V DC 1000V
AC 660V

V DC 1000V
OUTPUT

Accessories Included

- Test Leads
- Test Clips
- Carry Bag
- Battery and User's Manual



MS5206

Specifications	Range	Resolution	Accuracy
DC Voltage	6.6V/66V/660V/1000V	0.001V/0.01V/0.1V/1V	±(1.0%+5)
AC Voltage	6.6V/66V/660V	0.001V/0.01V/0.1V	±(3.0%+5)
Resistance	20Ω/200Ω/2kΩ/20kΩ/200kΩ	0.01Ω/0.1Ω/1Ω/0.01kΩ/0.1kΩ	±(3.0%+10)

Insulation Function				
Output Voltage	Range	Resolution	Test Current	Accuracy
50V (0~20%)	0MΩ~20MΩ	0.01MΩ	1mA@50k	±(2.0%+5)
	20MΩ~50MΩ	0.1MΩ		
100V (0~20%)	0MΩ~20MΩ	0.01MΩ	1mA@100k	±(2.0%+5)
	20MΩ~100MΩ	0.1MΩ		
250V (0~20%)	0M~20MΩ	0.01MΩ	1mA@250k	±(2.0%+5)
	20M~200MΩ	0.1MΩ		
500V (0~20%)	0M~20MΩ	0.01MΩ	1mA@500k	±(2.0%+5)
	20M~200MΩ	0.1MΩ		
	200M~500MΩ	1MΩ		
1000V (0~20%)	0M~200MΩ	0.1MΩ	1mA@1000k	±(2.0%+5)
	200M~2000MΩ	1MΩ		
	2G~10GΩ	0.1GΩ		±(10%+5)

Features		
Display	counts	6600
Auto Ranging	Auto	•
APO	Auto Power Off	•
True RMS	For AC Voltage & AC Current	•
MAX/MIN		•
DAR/PI	For Insulation Mode	•
COMPARE		•
Lock		•
Display Backlight		•
LBD	Low Battery Display	•
Wireless	APP connection	•

General	
Power Supply	4×1.5V AA Batteries
Product Size	205mm×102mm×58mm/8.1"×4.0"×2.3"
Product Weight	390g/0.86lb
Certificate	CE/ETL/RoHS
Safety Rating	CAT III 1000V

DIGITAL INSULATION MULTIMETER



A DC 400mA
 AC 400mA

V DC 1000V
 AC 750V

V DC 1000V
 OUTPUT



MS5208			
Specifications	Range	Resolution	Accuracy
DC Voltage	660mV/6.6V/66V/660V/1000V	0.1mV/1mV/10mV/0.1V/1V	±(0.5%+5)
AC Voltage	660mV/6.6V/66V/660V/750V	0.1mV/1mV/10mV/0.1V/1V	±(1.5%+30)
DC Current	66mA/400mA	10µA/0.1mA	±(1.0%+5)
AC Current	66mA/400mA	10µA/0.1mA	±(1.5%+30)
Resistance	660Ω/6.6kΩ/66kΩ/660kΩ 6.6MΩ/66MΩ	0.1Ω/1Ω/10Ω/0.1kΩ 1kΩ/10kΩ	±(1.2%+5) ±(2.0%+20)
Capacitance	66nF/660nF/6.6µF/66µF 660µF/6.6mF/66mF	10pF/0.1nF/1nF/10nF 0.1µF/1µF/10µF	±(5.0%+20) ±(5.0%+20)
Frequency	660.0Hz/6.600kHz/66.00kHz >10kHz	0.1Hz/1Hz/10Hz 10Hz	±(1.5%+5) Reference
Temperature	-30°C~1300°C -22°F~2372°F	1°C 1°F	±(1.0%+2) ±(1.0%+4)

Insulation Function				
Output Voltage	Range	Resolution	Test Current	Accuracy
50V (0~20%)	0M~5MΩ	0.01MΩ	1mA@50k	±(3.0%+5)
	5M~50MΩ	0.1MΩ		
100V (0~20%)	0M~5MΩ	0.01MΩ	1mA@100k	±(3.0%+5)
	5M~50MΩ 50M~100MΩ	0.1MΩ 1MΩ		
250V (0~20%)	0M~25MΩ	0.1MΩ	1mA@250k	±(3.0%+5)
	25M~250MΩ	1MΩ		
500V (0~20%)	0M~50MΩ	0.1MΩ	1mA@500k	±(3.0%+5)
	50M~500MΩ	1MΩ		
1000V (0~20%)	0M~50MΩ	0.1MΩ	1mA@1000k	±(3.0%+5)
	50M~500MΩ	1MΩ		
	0.5G~2.0GΩ	0.1GΩ		

Features		
Display	counts	6600
Auto Ranging	Auto & Manual	•
APO	Auto Power Off	•
True RMS	For AC Voltage & AC Current	•
DAR/PI	For Insulation Mode	•
REL	Relative Measurement	•
Continuity Buzzer	<30Ω	•
Diode	Open Voltage	2.4V
LPF	Low Pass Filter Function (1kHz)	•
LOCK		•
Data Logging	100 Groups	•
Data Recording		•
MAX/MIN/AVG		•
Data Hold		•
Display Backlight		•
LBD	Low Battery Display	•
General		
Power Supply	4×1.5V AA Batteries	
Product Size	205mm×102mm×58mm/8.1"×4.0"×2.3"	
Product Weight	390g/0.86lb	
Certificate	CE/ETL/RoHS	
Safety Rating	CAT III 1000V	

Accessories Included

- Test Leads
- Test Clips
- K Type Thermocouple
- Multi-Function Socket
- Carry Bag
- Battery and User's Manual



AUTORANGING BENCH TOP MULTIMETER



V	DC	1000V
	AC	750V
A	DC	10A
	AC	10A

Accessories Included

- Test leads
- Power cord
- RS232C cable
- Software CD
- Carrying strap
- User's manual



M9803R

Specifications	Range	Resolution	Accuracy
DC Voltage	400mV	0.1mV	±(0.3%+5)
	4V/40V/400V/1000V	1mV/10mV/0.1V/1V	±(0.3%+2)
AC Voltage	4V/40V/400V/750V (50Hz~60Hz)	1mV/10mV/0.1V/1V	±(0.8%+5)
	4V/40V/400V/750V (45Hz~1kHz)	1mV/10mV/0.1V/1V	±(1.2%+5)
DC Current	4mA/40mA/400mA	1µA/10µA/0.1mA	±(0.8%+5)
	10A (20A for 30seconds)	10mA	±(1.5%+10)
AC Current	4mA/40mA/400mA (45Hz~400Hz)	1µA/10µA/0.1mA	±(1.5%+5)
	10A (20A for 30seconds) (45Hz~400Hz)	10mA	±(2.0%+10)
Resistance	400Ω	0.1Ω	±(0.5%+5)
	4kΩ/40kΩ/400kΩ	1Ω/10Ω/0.1kΩ	±(0.5%+3)
	4MΩ	1kΩ	±(1.0%+5)
	40MΩ	10kΩ	±(1.5%+10)
Capacitance	4nF	1pF	±(2.0%+40)
	40nF/400nF/4µF	10pF/0.1nF/1nF	±(2.0%+5)
	40µF (at ≤20µF)	10nF	±(2.0%+5)
	40µF (at >20µF)	10nF	±(5.0%+5)
Frequency	100Hz/1kHz/10kHz/100kHz/600kHz	0.1Hz/1Hz/10Hz/0.1kHz/1kHz	±(0.1%+4)
ADP Measurement	≤400mV (10 Counts per 1mV DC)	1mV	±(0.3%+5)

Features

Display	4000counts digital indication. Frequency Range: 9999counts Max.
Auto Ranging	Auto & Manual
True RMS	For AC Voltage & AC Current
REL	Relative Measurement
Diode	3.0V
Continuity Buzzer	<40Ω
MAX/MIN	•
Data Hold	•
Display Backlight	•
Display Storage	Display can be memorized and recallable
USB Interface	Windows OS
General	
Power Supply	220V/110V AC (50~60Hz) 1×9V 6F22 Battery, 6×1.5V AA Batteries
Product Size	238mm×230mm×83mm/9.4"×9.1"×3.3"
Product Weight	1500g/3.3lb
Certificate	RoHS
Safety Rating	CAT II 1000V

TRUE RMS BENCH TOP MULTIMETER with 22000 counts



V DC 1000V
AC 750V

A DC 10A
AC 10A

Accessories Included

Test Leads
K Type Thermocouple
Multi-Function Socket
RS232C Cable
Power cord
Software CD
User's manual

MS8040

Specifications	Range	Resolution	Accuracy
DC Voltage	200mV/2V/20V/200V/1000V	0.01mV/0.1mV/1mV/10mV/0.1V	±(0.05%+6)
AC Voltage	200mV/2V/20V/200V/750V	(40Hz~60Hz)	±(0.5%+30)
		(60Hz~5kHz)	±(1.5%+30)
		(5kHz~10kHz)	±(2.5%+30)
DC Current	200µA/2mA/20mA/200mA 10A	0.01µA/0.1µA/1µA/10µA	±(0.15%+15)
		1mA	±(0.5%+15)
AC Current	200µA/2mA/20mA/200mA	(40Hz~60Hz)	±(0.8%+30)
		(60Hz~1kHz)	±(1.0%+30)
		(1kHz~5kHz)	±(1.0%+30)
	10A	(40Hz~60Hz)	±(1.5%+30)
		(60Hz~1kHz)	±(1.2%+30)
		(1kHz~5kHz)	±(2.0%+30)
Resistance	200Ω/2kΩ	0.01Ω/0.1Ω	±(0.1%+10)
	20kΩ/200kΩ	1Ω/10Ω	±(0.1%+5)
	2MΩ	0.1kΩ	±(0.1%+10)
	20MΩ	1kΩ	±(0.5%+10)
	200MΩ	10kΩ	±(2%+10)
Capacitance	2nF/200nF/2µF/20µF	0.1pF/10pF/0.1nF/1nF	±(1.2%+30)
	200µF/2000µF/20mF	10nF/0.1µF/1µF	±(2.2%+30)
Logic Frequency	20Hz~220MHz	1Hz	±(0.06%+10)
Temperature	-30°C~1300°C	1°C	±(1.0%+2)
	-22°F~2372°F	1°F	±(1.0%+4)
Duty Cycle	5%~95%	0.10%	±(10.0%)
Clamp DC Current	220A/2200A	0.01A/0.1A	±(0.1%+10)
Clamp AC Current	220A/2200A (50Hz~60Hz)	0.01A/0.1A	±(1.0%+30)

Features

Dual Display	22000 counts and 44 Segments Bars Graph
Auto Ranging	Auto & Manual
Auto Power Off	•
True RMS	For AC Voltage & AC Current
Low pass filter (1kHz)	For AC Voltage & AC Current
Relative Measurement	•
Peak Measurement	•
Diode	2.8V
Continuity Buzzer	<30Ω
MAX/MIN	•
Data Hold	•
Display Backlight	•
USB Interface	Windows OS

General

Power Supply	220V/110V AC (50~60Hz)
Product Size	238mm×230mm×83mm/ 9.4"×9.1×3.3"
Product Weight	1500g/3.4lb
Certification	CE/ETL/RoHS
Safety Rating	CAT II 1000V

TRUE RMS BENCH TOP MULTIMETER with 53000 counts



V DC 1000V
AC 1000V

A DC 10A
AC 10A



Accessories Included

Test leads	RS232C cable	User's manual
Alligator clip	Software CD	
Power cord	Carrying strap	



MS8050

Specifications	Range	Resolution	Accuracy
DC Voltage	50mV	0.001mV	±(0.03%+10)
	500mV/5V/50V/ 500V/1000V	0.01mV/0.1mV/1mV/ 10mV/0.1V	±(0.03%+6)
AC Voltage	50mV/500mV/5V/ 50V/500V/1000V (40Hz~1kHz)	0.001mV/0.01mV/0.1mV/ 1mV/10mV/0.1V	±(0.5%+40)
	50mV/500mV/5V/ 50V/500V (1kHz~10kHz)	0.001mV/0.01mV/0.1mV/ 1mV/10mV	±(1.0%+40)
	1000V (1kHz~10kHz)	0.1V	unspecified
	50mV/500mV/5V/ 50V (10kHz~20kHz) 500V/1000V (10kHz~20kHz)	0.001mV/0.01mV/0.1mV/ 1mV 10mV/0.1V	±(2.5%+40) unspecified
DC Current	500µA	0.01µA	±(15%+15)
	5mA/50mA/500mA	0.1µA/1µA/10µA	±(15%+10)
	5A/10A	0.1mA/1mA	±(0.5%+10)
	500µA/50mA/5A (40Hz~1kHz)	0.01µA/1µA/0.1mA	±(0.75%+20)
	5000µA/500mA/10A (40Hz~1kHz)	0.1µA/10µA/1mA	±(0.75%+10)
	500µA/50mA/5A (1kHz~10kHz)	0.01µA/1µA/0.1mA	±(1.0%+20)
AC Current	5000µA/500mA/10A (1kHz~10kHz)	0.1µA/10µA/1mA	±(1.0%+10)
	500µA/50mA/5A (10kHz~20kHz)	0.01µA/1µA/0.1mA	±(2.0%+20)
	5000µA/500mA (10kHz~20kHz)	0.1µA/10µA	±(2.0%+10)
	10A(10kHz~20kHz)	1mA	unspecified
Resistance	500Ω	0.01Ω	±(0.1%+10)
	5kΩ/50kΩ/500kΩ	0.1Ω/1Ω/10Ω	±(0.1%+5)
	5MΩ	0.1kΩ	±(0.1%+10)
	50MΩ	1kΩ	±(0.5%+10)
Capacitance	50nF/500nF	1pF/10pF	±(1.0%+15)
	5µF/50µF	0.1nF/1nF	±(1.0%+10)
	500µF/5000µF	10nF/0.1µF	±(2.0%+10)
Logic Frequency	5Hz~2MHz	1Hz	±(0.006%+4)
Duty Cycle	10%~90%	0.01%	±(10.0%)
Linear Frequency	5Hz~200kHz	1Hz	±(0.006%+4)

Features	
Display VFD	53000 counts
Auto Ranging	Auto & Manual
Auto Power Off	•
True RMS	•
Relative Measurement	•
Diode	Open Voltage: 3.3V
Continuity Buzzer	<50±20Ω
dBm Measurement	•
MAX/MIN/AVG	•
Data Hold	•
Data Logging	30 groups
PC Analysis Software	•
USB Interface	Windows OS
General	
Power Supply	220V/110V AC
Product Size	350mmx240mmx100mm/13.8"x9.5"x3.9"
Product Weight	2500g/5.5lb
Certificate	RoHS
Safety Rating	CAT II 1000V

Digital Clamp Meters





V DC 600V
AC 600V

A AC 600A

Ø 26mm/1.0"



MS2033A			
Specifications	Range	Resolution	Accuracy
DC Voltage	6V/60V/600V	0.01V/0.1V/1V	±(0.5%+3)
AC Voltage	6V/60V/600V	0.01V/0.1V/1V	±(0.8%+5)
AC Current	2A/20A/200A 600A	0.01A/0.01A/0.1A 1A	±(2.5%+8) ±(3.0%+10)
Resistance	2kΩ/20kΩ/200kΩ/2MΩ 10MΩ	0.001kΩ/0.01kΩ/0.1kΩ/0.001MΩ 0.01MΩ	±(0.8%+3) ±(1.0%+5)
Frequency (Clamp)	60Hz/600Hz/3kHz	0.1Hz/1Hz/10Hz	±(1.0%+5)
Frequency (Plug)	60Hz/600Hz/3kHz	0.1Hz/1Hz/10Hz	±(1.0%+5)
Duty Cycle	10% ~ 90%	1%	±2.0%
Features			
Display	counts		6000
Jaw Opening			Ø26mm/1.0"
Auto range	Auto		•
APO	Auto Power Off		•
Dual Display			•
Continuity Buzzer	<40Ω		•
A Hold	Data Auto hold		•
MAX/MIN			•
Display Backlight			•
LBD	Low Battery Display		•
General			
Power Supply	3×1.5V AAA Batteries		
Product Size	204mm×78mm×43mm/8"×3.07"×1.77"		
Product Weight	195g/0.43lb		
Certificate	CE/ETL/RoHS		
Safety Rating	CAT III 600V		

Accessories Included

- Test Leads
- Battery and User's manual

SMART



ACA & ACV



AC LEAKAGE CURRENT METER



V DC 600V
AC 600V


Ø 30mm/1.2"

A AC 4mA~150A

Accessories Included

- Test Leads
- K Type Thermocouple
- Battery and User's manual

MS2016A			
Specifications	Range	Resolution	Accuracy
DC Voltage	4V/40V/400V/600V	1mV/10mV/100mV/1V	±(0.5%+4)
AC Voltage	4V/40V/400V/600V	1mV/10mV/100mV/1V	±(1.0%+3)
AC Current	4mA/40mA (50/60Hz)	1µA/10µA	±(2.0%+10)
	400mA/4A/40A (50/60Hz)	0.1mA/1mA/10mA	±(2.0%+5)
	150A (50/60Hz)	0.1A	±(2.0%+10)
	4mA/40mA (40~1kHz)	1µA/10µA	±(3.0%+5)
	400mA/4A/40A (40~1kHz)	0.1mA/1mA/10mA	±(3.0%+3)
Resistance	400Ω/4KΩ/40KΩ/400KΩ/4MΩ	0.1Ω/1Ω/10Ω/100Ω/1kΩ	±(0.8%+3)
	40MΩ	10kΩ	±(1.0%+3)
Capacitance	40nF/400nF/4µF	0.01nF/0.1nF/1nF	±(3.0%+8)
	40µF/400µF/4mF/40mF	10nF/100nF/1µF/10µF	±(3.0%+8)
Temperature	-20°C ~ 0°C/-4°F ~ 32°F	0.1°C/0.1°F	±(3.0%+5)
	0°C ~ 400°C/32°F ~ 752°F	0.1°C/0.1°F	±(1.5%+5)
	400°C ~ 1000°C/752°F ~ 1832°F	1°C/1°F	±(3.0%+5)
Features			
Display	counts		4000
Jaw Opening			Ø30mm/1.2"
Auto Ranging	Auto		•
APO	Auto Power Off		•
True RMS	For AC Voltage		•
LPF	Low Pass Filter Function (50/60Hz)		•
Zero	Zero adjustment		•
MAX/MIN			•
Diode	Open Voltage		3.2V
Continuity	Continuity Buzzer		<40Ω
Data Hold			•
LBD	Low Battery Display		•
General			
Power Supply	2×1.5V AAA Batteries		
Product Size	213mm×62mm×38mm/8.39"× 2.44"× 1.5"		
Product Weight	238g/0.52lb		
Certificate	CE/ETL/RoHS		
Safety Rating	CAT III 600V		



SINGLE PHASE POWER CLAMP METER



V DC 1000V
AC 750V

Ø 40mm/1.6"

A AC 1000A



Specifications	Range	Resolution	Accuracy
DC Voltage	6V/60V/600V	0.001V/0.01V/0.1V	±(0.5%+5)
	1000V	1V	±(0.8%+4)
AC Voltage	6V/60V/600V	0.001V/0.01V/0.1V	±(0.6%+5)
	750V	1V	±(0.8%+4)
AC Current	60A/600A/1000A	0.01A/0.1A/1A	±(2.0%+8)
Inrush Current	60A/600A/1000A	0.01A/0.1A/1A	±(5.0%+60)
Resistance	600Ω/6kΩ/60kΩ/600kΩ	0.1Ω/0.001kΩ/0.01kΩ/0.1kΩ	±(0.8%+3)
	6MΩ/60MΩ	0.001MΩ/0.01MΩ	±(2.0%+5)
Capacitance	9.999nF/99.99nF/999.9nF/9.999μF	0.001nF/0.01nF/0.1nF/0.001μF	±(3.0%+5)
	99.99μF/999.9μF/9.999mF/99.99mF	0.01μF/0.1μF/0.001mF/0.01mF	±(3.0%+5)
Active Power	3.0W/100.0W/4000W/ 10.0kW/100.0kW/750kW	0.01W/0.1W/1W/ 0.01kW/0.1kW/1kW	±(3.0%+5)
Apparent Power	3.0VA/100.0VA/4000VA/ 10.0kVA/100.0kVA/750kVA	0.01VA/0.1VA/1VA/ 0.01kVA/0.1kVA/1kVA	±(3.0%+5)
Reactive Power	3.0VAr/100.0VAr/4000VAr/ 10.0kVAr/100.0kVAr/750kVAr	0.01VAr/0.1VAr/1VAr/ 0.01kVAr/0.1kVAr/1kVAr	±(3.0%+5)
Power Factor	0.3~1	0.001	±(3.0%+5)
Frequency (V)	99.99Hz/999.9Hz/9.999kHz/ > 10kHz	0.01Hz/0.1Hz/0.001kHz/ 0.01kHz	±(1.5%+5)
Frequency (A)	99.99Hz/999.9Hz/ > 1kHz	0.01Hz/0.1Hz/ 0.001kHz	±(1.5%+5)
Frequency (W)	40~1kHz	0.1Hz	±(0.5%+1)
Frequency (KW)	40~1kHz	0.1Hz	±(0.5%+1)
Frequency (Hz/Duty)	10Hz/100Hz/1000Hz/10kHz	0.001Hz/0.01Hz/0.1Hz/0.001kHz	±(0.3%+5)
	100kHz/1000kHz/10MHz	0.01kHz/0.1kHz/0.001MHz	±(0.3%+5)
Duty Cycle	0.1%~99.9%	0.10%	±(3.0%+3)
Harmonic Measurement 45Hz~65Hz (fundamental)	Harmonic Number:1		±(3.0%+10)
	Harmonic Number:2~6		±(3.5%+10)
	Harmonic Number:7~8		±(4.5%+10)
	Harmonic Number:9~10		±(5.0%+10)
	Harmonic Number:11~15		±(7.0%+10)
	Harmonic Number:16~20		±(10%+10)

MS2225A

Features		
Display	counts	6000
Jaw Opening		Φ40mm/1.6"
Auto Ranging	Auto & Manual	•
APO	Auto Power Off	•
True RMS	True root mean square	•
Diode	Open voltage	3.2V
Continuity	Continuity Buzzer	<50Ω
Inrush	Inrush Current measurement	•
MAX/MIN		•
Data Hold		•
REL	Relative measurement	•
Display Backlight		•
Worklight		•
LBD	Low Battery Display	•
NCV	Non-Contact Voltage Detector	•
Wireless	APP Connection	•

General	
Power Supply	9V 6F22 Battery
Product Size	250mm×98mm×53mm/9.84"×3.78"×2.09"
Product Weight	450g/0.99lb
Certificate	CE/ETL/RoHS
Safety Rating	CAT III 1000V

Accessories Included

- Test Leads
- Carry Bag
- Battery and User's Manual



DIGITAL AC CLAMP METER



V DC 1000V
AC 750V

Ø 50mm/2.0"

A AC 1000A

Accessories Included

- Test Leads
- K Type Thermocouple (M266C)
- Carry Bag
- Battery and User's Manual



Specifications	Range	Resolution	Accuracy		
			M266	M266C	M266F
DC Voltage	200mV	0.1mV		±(0.5%+1)	
	2V/20V/200V	1mV/10mV/0.1V		±(0.5%+3)	±(0.5%+3)
	1000V	1V	±(0.8%+3)	±(0.8%+3)	±(0.8%+3)
AC Voltage	200V	0.1V		±(1.0%+5)	±(1.0%+5)
	750V	1V	±(1.2%+5)	±(1.2%+5)	±(1.2%+5)
AC Current	20A	10mA		±(4.0%+5)	
	200A	0.1A	±(2.5%+5)	±(2.5%+5)	±(2.5%+5)
	1000A	1A	±(3.0%+10)	±(3.0%+10)	±(3.0%+10)
Resistance	200Ω	0.1Ω	±(1.0%+5)	±(1.0%+5)	±(1.0%+5)
	2kΩ	1Ω			±(1.0%+8)
	20kΩ	10Ω	±(1.0%+8)	±(1.0%+8)	±(1.0%+8)
	200kΩ	0.1kΩ			±(1.0%+8)
Frequency	2MΩ	1kΩ		±(1.0%+8)	±(1.0%+8)
	2kHz	1Hz			±(2.0%+5)
Temperature	0°C~400°C (32°F~752°F)	1°C		±(1.0%+3)	
	401°C~750°C (752°F~1382°F)	1°F		±(2.0%+3)	
Insulation Test	20MΩ	10kΩ		±(2.0%+2)	
	2000MΩ (Note<500MΩ)	1MΩ		±(4.0%+2)	
	2000MΩ (Note>500MΩ)	1MΩ		±(5.0%+2)	
Features					
Display	counts		2000		
Jaw Opening			Φ50mm/2.0"		
Diode	Open Voltage				2.7V
Continuity Buzzer	<100Ω		•		
Data Hold			•		
LBD	Low Battery Display		•		
General					
Power Supply	1×9V 6F22 Battery				
Product Size	235mm×96mm×46mm/9.25"×3.8"×1.8"				
Product Weight	268g/0.59lb				
Model Number	M266	M266C	M266F		
Certification	CE / ETL / RoHS	RoHS	CE / ETL / RoHS		
Safety Rating	CAT II 1000V/ CAT III 600V	CAT II 1000V/ CAT III 600V	CAT II 1000V/ CAT III 600V		

DIGITAL AC/DC CLAMP METER



V DC 1000V
AC 750V

55mm/2.2"

A DC 1000A
AC 1000A



MS2000G

Specifications	Range	Resolution	MS2000G MS2000R	
			Accuracy	
DC Voltage	2V/20V/200V	1mV/10mV/0.1V	±(0.5%+1)	
	400mV/4V/40V/400V	0.1mV/1mV/10mV/0.1V	±(0.8%+1)	
	1000V	1V	±(1.0%+2)	
AC Voltage	200V/750V	0.1V/1V	±(1.0%+3)	
	400mV/4V/40V/400V	0.1mV/1mV/10mV/0.1V	±(1.0%+5)	
	750V	1V	±(1.2%+5)	
DC Current	400A	0.1A	±(2.0%+5)	
	1000A(400~600A)	1A	±(2.0%+5)	
	1000A(>600A)	1A	±(3.0%+5)	
AC Current	200A	0.1A	±(2.0%+5)	
	2000A(<600A)	1A	±(2.0%+5)	
	2000A(600A~1000A)	1A	±(3.0%+5)	
	2000A(>1000A)	1A	±(3.0%+15)	
	400A	0.1A	±(2.0%+5)	
	1000A(400~600A)	1A	±(2.0%+5)	
	1000A(>600A)	1A	±(3.0%+5)	
Resistance	200Ω	0.1Ω	±(1.0%+3)	
	20kΩ/2MΩ	10Ω/1kΩ	±(1.5%+15)	
	400Ω/4kΩ/40kΩ/400kΩ/4MΩ	0.1Ω/1Ω/10Ω/0.1kΩ/1kΩ	±(1.5%+5)	
Frequency	40MΩ	10kΩ	±(2.5%+10)	
	2kHz	1Hz	±(2.0%+5)	
	20kHz	10Hz	±(1.5%+5)	
Temperature	4kHz/40kHz/400kHz	1Hz/10Hz/100Hz	±(1.0%+5)	
	0°C~400°C/32°F~752°F	1°C/1°F	±(1.0%+3)	
	401°C~750°C/753°F~1382°F	1°C/1°F	±(2.0%+1)	

Features			
Display	counts	2000	4000
Jaw Opening	Φ55mm/2.2"	•	•
Auto Ranging	Auto		•
APO	Auto Power Off		•
True RMS	True Root Mean Square		•
REL	Relative Measurement		•
MAX/MIN			•
Diode	Open Voltage	3.0V	
Continuity Buzzer	<30Ω	•	•
Data Hold		•	•
Display Backlight		•	•
LBD	Low Battery Display	•	•
General			
Power Supply	1×9V 6F22 Battery		
Product Size	282mm×104mm×47mm/11"×4.1"×1.85"		
Product Weight	570g/1.26lb		
Certificate	RoHS		
Safety Rating	CAT II 1000V		

Accessories Included

- Test Leads
- K type Thermocouple (MS2000G)
- Wrapping Case
- Battery and User's manual

DIGITAL AC/DC CLAMP METER



V DC 1000V
AC 750V

∅ 42mm/1.7"

A DC 1000A
AC 1000A

Specifications	Range	Resolution	Accuracy		
			MS2001	MS2001C	MS2101
DC Voltage	400mV/4V/40V/400V	0.1mV/1mV/10mV/0.1V			±(0.7%+1)
	1000V	1V	±(1.0%+2)	±(1.0%+2)	±(0.8%+3)
AC Voltage	4V/40V/400V	1mV/10mV/0.1V			±(0.8%+5)
	750V	1V	±(1.0%+5)	±(1.0%+5)	±(1.0%+10)
DC Current	400A/1000A	0.1A/1A			±(3.0%+3)
AC Current	20A/200A	0.01A/0.1A	±(2.0%+5)	±(2.0%+5)	
	1000A	1A	±(2.0%+7)	±(2.0%+7)	
Resistance	400A/1000A	0.1A/1A			±(3.0%+3)
	200Ω/2000Ω	0.1Ω/1Ω	±(1.0%+3)	±(1.0%+3)	
Capacitance	400Ω/4kΩ/40kΩ/400kΩ/4MΩ	0.1Ω/1Ω/10Ω/0.1kΩ/1kΩ			±(1.2%+1)
	40MΩ	10kΩ			±(2.0%+3)
Frequency	4nF/40nF/400nF	1pF/10pF/0.1nF			±(4.0%+10)
	4μF/40μF/100μF	1nF/10nF/100nF			±(4.0%+10)
Duty Cycle	40Hz/400Hz/4kHz	0.01Hz/0.1Hz/1Hz			±(2.0%+1)
	40kHz/100kHz	10Hz/0.1kHz			±(2.0%+1)
Temperature	0.1%~99.9%	0.10%			±(2.0%+2)
	-40°C~0°C	1°C		±(1.0%+6)	±(1.0%+6)
Temperature	1°C~400°C	1°C		±(1.0%+3)	±(1.0%+3)
	401°C~750°C	1°C		±(1.0%+5)	±(1.0%+5)

Features				
Display	counts	2000	2000	4000
Jaw Opening		Φ42mm/1.7"	Φ42mm/1.7"	Φ42mm/1.7"
Auto Ranging	Auto & Manual			•
APO	Auto Power Off			•
Diode	Open Voltage	3.0V		2.2V
Continuity	Continuity Buzzer	<60Ω	<60Ω	<50±20Ω
Data Hold		•	•	•
Backlight	Display Backlight	•	•	
LBD	Low Battery Display	•	•	•

General	
Power Supply	1×9V 6F22 Battery
Product Size	250mm×99mm×43mm/9.8"×3.9"×1.7"
Product Weight	416g/0.92lb
Certification	RoHS
Safety Rating	CAT II 1000V/CAT III 600V

- Accessories Included**
- Test leads
 - K type thermocouple (MS2001C / MS2101)
 - Carry bag
 - Battery and User's manual

MS2001

DIGITAL AC CLAMP METER



V DC 600V
AC 600V

Ø 28mm/1.1"

A AC 600A



Specifications	Range	Resolution	MS2030	MS2030A	MS2030B
			Accuracy		
DC Voltage	600V	1V	±(1.0%+3)	±(1.0%+3)	
	400mV/4V/40V/400V/600V	0.1mV/1mV/10mV/0.1V/1V			±(0.8%+3)
AC Voltage	600V	1V	±(1.5%+10)	±(1.5%+10)	
	400mV/4V/40V/400V/600V	0.1mV/1mV/10mV/0.1V/1V			±(1.0%+5)
AC Current	2A/20A	1mA/10mA	±(2.0%+10)	±(2.0%+10)	
	200A	0.1A		±(2.0%+5)	
	400A	1A	±(2.0%+5)		
	4A/40A/400A/600A	1mA/10mA/0.1A/1A			±(2.5%+5)
Resistance	2kΩ	1Ω	±(1.0%+5)	±(1.0%+5)	
	400Ω/4kΩ/40kΩ/400kΩ/4MΩ	0.1Ω/1Ω/10Ω/0.1kΩ/1kΩ			±(1.0%+5)
	40MΩ	10kΩ			±(2.0%+5)
Capacitance	5nF	1pF			±(4.0%+5)
	50nF/500nF/5μF/50μF/100μF	10pF/0.1nF/1nF/10nF/0.1μF			±(3.0%+3)
Frequency	50Hz/500Hz/5kHz/10kHz	0.01Hz/0.1Hz/1Hz/10Hz			±(1.0%+5)
Duty Cycle	0.1%~99.9%	0.1%			±(2.0%)
Temperature	-20°C~1000°C	1°C			±(3.0%+3)
	-4°F~1832°F	1°F			±(3.0%+3)
Features					
Display	counts		2000	2000	4000
Jaw Opening			Φ28mm/1.1"	Φ28mm/1.1"	Φ28mm/1.1"
Auto Ranging	Auto & Manual				•
APO	Auto Power Off				•
Diode	Open Voltage		4.5V	3.5V	1.5V
Continuity	Continuity Buzzer		<70Ω	<70Ω	<50±20Ω
Data Hold			•	•	•
Backlight	Display Backlight		•	•	•
Work Light				•	•
NCV	Non-Contact Voltage Detector			•	•
LBD	Low Battery Display		•	•	•
General					
Power Supply	3×1.5V AAA Batteries				
Product Size	198mm×79mm×38mm/7.8"×3.1"×1.5"				
Product Weight	195g/0.43lb				
Certificate	CE/ETL/RoHS				
Safety Rating	CAT III 600V				

Accessories Included

- Test leads
- K type thermocouple (MS2030B)
- Carry bag
- Battery and User's manual



DIGITAL AC CLAMP METER



V DC 600V
AC 600V

Ø 26mm/1.0"

A AC 600A

Accessories Included

- Test leads
- K type thermocouple (MS2028B)
- Carry bag
- Battery and User's manual



Specifications	Range	Resolution	MS2028A MS2028B	
			Accuracy	
DC Voltage	2V/20V/200V	1mV/10mV/0.1V	±(0.8%+2)	
	400mV/4V/40V/400V	0.1mV/1mV/10mV/0.1V		±(0.8%+2)
	600V	1V	±(1.0%+2)	±(1.0%+2)
AC Voltage	2V/20V/200V	1mV/10mV/0.1V	±(1.0%+5)	
	400mV/4V/40V/400V	0.1mV/1mV/10mV/0.1V		±(1.0%+10)
	600V	1V	±(1.2%+5)	±(1.2%+10)
AC Current	2A(<0.5A)	1mA	±(3.5%+20)	
	2A	1mA	±(3.0%+10)	
	20A	10mA	±(3.0%+10)	
	200A	0.1A	±(2.5%+10)	
	4A(<0.5A)	1mA		±(3.5%+20)
	4A	1mA		±(3.0%+20)
	40A(<5A)	10mA		±(3.0%+10)
	40A	10mA		±(2.5%+10)
	400A	0.1A		±(2.5%+10)
Resistance	200Ω/2kΩ/20kΩ/200kΩ/2MΩ	0.1Ω/1Ω/10Ω/0.1kΩ/1kΩ	±(1.2%+2)	
	20MΩ	10kΩ	±(2.0%+5)	
	400Ω/4kΩ/40kΩ/400kΩ/4MΩ	0.1Ω/1Ω/10Ω/0.1kΩ/1kΩ		±(1.2%+2)
Capacitance	50nF/500nF/5μF/50μF/100μF	10pF/0.1nF/1nF/10nF/0.1μF		±(4.0%+10)
	50Hz/500Hz/5kHz	0.01Hz/0.1Hz/1Hz		±(1.0%+5)
Frequency	50kHz/100kHz	10Hz/100Hz		±(1.0%+5)
	Duty Cycle	0.1%~99.9%	0.1%	±(2.0%+5)
Temperature	-20°C~750°C	1°C		±(2.0%+2)
Features				
Display	counts		2000	4000
Jaw Opening			Φ26mm/1.0"	Φ26mm/1.0"
Auto Ranging	Auto & Manual		•	•
APO	Auto Power Off		•	•
Diode	Open Voltage		1.5V	1.5V
Continuity	Continuity Buzzer		<50Ω	<50±20Ω
True RMS	True root mean square		•	
MAX	Maximum Measurement		•	
Data Hold			•	•
Backlight	Display Backlight		•	•
LBD	Low Battery Display		•	•
General				
Power Supply	3×1.5V AAA Batteries			
Product Size	208mm×78mm×35mm/8.2"×3.1"×1.4"			
Product Weight	245g/0.54lb			
Certificate	CE/ETL/RoHS			
Safety Rating	CAT III 600V			

DIGITAL AC/DC CLAMP METER



V DC 600V
AC 600V

A DC 400A
AC 400A

Ø 26mm/1.0"



Specifications	Range	Resolution	MS2128 MS2128A	
			Accuracy	
DC Voltage	660mV/6.6V/66V	0.1mV/0.001V/0.01V	±(0.8%+3)	
	400mV	0.1mV		
	4V/40V/400V	0.001V/0.01V/0.1V		
	600V	0.1V	±(1.0%+5)	±(0.8%+2)
AC Voltage	660mV	0.1mV	±(1.5%+10)	
	6.6V/66V	0.001V/0.01V	±(1.2%+5)	
	4V/40V/400V	0.001V/0.01V/0.1V		
	600V	0.1V	±(1.5%+10)	±(1.0%+4)
DC Current	66A/600A	0.01A/0.1A	±(3.0%+10)	
	40A/400A	0.01A/0.1A		
AC Current	66A/600A	0.01A/0.1A	±(3.0%+10)	
	40A/400A	0.01A/0.1A		
Inrush Current	66A/600A	0.01A/0.1A	±(10.0%+60)	
Resistance	660Ω/6.6kΩ/66kΩ	0.1Ω/0.001kΩ/0.01kΩ	±(1.2%+2)	
	660kΩ/6.6MΩ	0.1kΩ/0.001MΩ	±(1.2%+2)	
	66MΩ	0.1MΩ	±(2.0%+5)	
	400Ω/4kΩ/40kΩ	0.1Ω/0.001kΩ/0.01kΩ		
	400kΩ/4MΩ	0.1kΩ/0.001MΩ		
	40MΩ	0.01MΩ		
Capacitance	6.6μF	0.001μF	±(4.0%+50)	
	66μF/660μF/6.6mF/66mF	0.01μF/0.1μF/0.001mF/0.01mF	±(4.0%+3)	
	10nF/100nF/1000nF/10μF	0.001nF/0.01nF/0.1nF/0.001μF	±(5.0%+5)	
	100μF/1000μF/10mF/100mF	0.01μF/0.1μF/0.001mF/0.01mF	±(5.0%+5)	
	40nF/400nF/4μF	0.01nF/0.1nF/0.001μF		
	40μF/400μF/4000μF	0.01μF/0.1μF/1μF		
Frequency (A)	660Hz/1kHz	0.1Hz/0.001kHz	±(1.5%+5)	
	100Hz/1kHz	0.1Hz/0.001kHz		
	>1kHz	0.01kHz	Reference	Reference
Frequency (V)	660Hz/6.6kHz/10kHz	0.1Hz/0.001kHz/0.01kHz	±(1.5%+5)	
	100Hz/1kHz/10kHz	0.1Hz/0.001kHz/0.01kHz		
	>10kHz	0.01kHz	Reference	Reference
Frequency (Hz/Duty)	10Hz/100Hz/1000Hz/10kHz/100kHz/1000kHz/10MHz	0.001Hz/0.01Hz/0.1Hz/1Hz	±(0.5%+3)	
	100kHz/1000kHz/10MHz	0.01kHz/0.1kHz/0.001MHz	±(0.5%+3)	
Duty Cycle	10%~95%	0.10%	±3.0%	

- Accessories Included**
- Test Leads
 - Carry Bag
 - Battery and User's manual

Features		6600	6600	4000
Display	counts	6600	6600	4000
Jaw Opening		Φ26mm/1.0"	Φ26mm/1.0"	Φ26mm/1.0"
Auto Ranging	Auto & Manual	•	•	•
APO	Auto Power Off	•	•	•
REL	Relative Measurement	•	•	•
Inrush	100ms Current Integral	•	•	•
True RMS	True root mean square	•	•	•
Diode	Open Voltage	3.3V	3.2V	3V
Continuity Buzzer	<50±20Ω	•	•	•
MAX/MIN	MAX/MIN Measurement	•	•	•
Data Hold		•	•	•
Display Backlight		•	•	•
Work Light		•	•	•
LBD	Low Battery Display	•	•	•
General				
Power Supply	3×15V AAA Batteries			
Product Size	208mm×78mm×53mm/8.2"×3.1"×1.4"			
Product Weight	245g/0.54lb			
Certification	CE/ETL/RoHS			
Safety Rating	CAT III 600V			



DIGITAL AC CLAMP METER



V DC 600V
AC 600V

Ø 26mm/1.0"

A AC 600A

Accessories Included

- Test leads
- K type thermocouple (MS2009C)
- Carry bag
- Battery and User's manual



Specifications	Range	Resolution	MS2009A MS2009C	
			Accuracy	
DC Voltage	200mV/2V/20V/200V	0.1mV/0.001V/0.01V/0.1V	±(0.6%+3)	
	600mV/6V/60V	0.1mV/0.001V/0.01V		±(0.8%+2)
	600V	1V	±(0.8%+3)	±(1.0%+2)
AC Voltage	200mV	0.1mV	±(2.0%+3)	
	2V/20V/200V	0.001V/0.01V/0.1V	±(0.8%+5)	
	600mV/6V/60V	0.1mV/0.001V/0.01V		±(1.0%+10)
AC Current	2A/20A/200A/600A	0.001A/0.01A/0.1A/1A	±(2.0%+5)	
	6A/60A/600A	0.001A/0.01A/0.1A		±(2.5%+10)
Resistance	200Ω/2kΩ/20kΩ/200kΩ/2MΩ	0.1Ω/0.001kΩ/0.01kΩ/0.1kΩ/1kΩ	±(0.8%+4)	
	20MΩ	0.01MΩ	±(1.2%+5)	
	600Ω/6kΩ/60kΩ/600kΩ/6MΩ	0.1Ω/0.001kΩ/0.01kΩ/0.1kΩ/1kΩ		±(1.2%+2)
	60MΩ	0.01MΩ		±(2.0%+2)
Capactance	10nF/100nF/1000nF/	0.001nF/0.01nF/0.1nF		±(3.0%+10)
	10μF/100μF/1000μF	1nF/10nF/100nF		±(3.0%+10)
	10mF/60mF	10μF		±(4.0%+10)
Frequency (A)	100Hz/1kHz	0.01Hz/0.1Hz		±(1.5%+5)
Frequency (V)	100Hz/1kHz/10kHz	0.01Hz/0.1Hz/0.001kHz		±(1.5%+5)
Frequency (Hz/Duty)	10Hz/100Hz/1kHz/10kHz	0.001Hz/0.01Hz/0.1Hz/0.001kHz		±(0.5%+5)
	100kHz/1MHz/10MHz	0.01kHz/0.1kHz/0.001MHz		±(0.5%+5)
Duty Cycle	0.5%~99%	0.1%		±(1.5%+15)
Temperature	-20°C~1000°C	1°C		±(2.0%+2)
	-4°F~1832°F	1°F		±(2.0%+4)

Features				
Display	counts		2000	6000
Jaw Opening			Φ26mm/1.0"	Φ26mm/1.0"
Auto Ranging	Auto & Manual		•	•
APO	Auto Power Off		•	•
NCV	Non-Contact Voltage Detector		•	•
Diode	Open Volatge		1.5V	3.2V
Continuity Buzzer			<60Ω	<50Ω
MAX			•	
Data Hold			•	•
Display Backlight			•	•
Work Light			•	•
LBD	Low Battery Display		•	•
General				
Power Supply	3×1.5V AAA Batteries			
Product Size	218mm×78mm×35mm/8.9"×3.1"×1.4"			
Product Weight	239g/0.53lb			
Certificate	CE / ETL / RoHS			
Safety Rating	CAT III 600V			



V DC 600V
AC 600V

Ø 26mm/1.0"

A DC 600A
AC 600A



MS2109A			
Specifications	Range	Resolution	Accuracy
DC Voltage	600mV/6V/60V/600V	0.1mV/0.001V/0.01V/1V	±(0.7%+2)
	6V/60V	0.001V/0.01V	±(0.8%+3)
AC Voltage	600V	1V	±(1.0%+4)
	600V	1V	±(1.0%+4)
DC Current	60A/600A	0.01A/0.1A	±(3.0%+6)
AC Current	60A/600A	0.01A/0.1A	±(2.5%+6)
Resistance	600Ω/6kΩ/60kΩ/600kΩ	0.1Ω/0.001kΩ/0.01kΩ/0.1kΩ	±(0.8%+3)
	6MΩ/60MΩ	0.001MΩ/0.01MΩ	±(1.2%+3)
Capacitance	40nF/400nF/4μF	0.01nF/0.1nF/0.001μF	±(4.0%+5)
	40μF/400μF/4000μF	0.01μF/0.1μF/1μF	±(4.0%+5)
Frequency (A)	100Hz/1kHz	0.01Hz/0.1Hz	±(1.5%+5)
Frequency (V)	100Hz/1kHz/10kHz	0.01Hz/0.1Hz/0.001kHz	±(1.5%+5)
Frequency (Hz/Duty)	10Hz/100Hz/1kHz/10kHz	0.001Hz/0.01Hz/0.1Hz/0.001kHz	±(0.5%+3)
	100kHz/1MHz/10MHz	0.01kHz/0.1kHz/0.001MHz	±(0.5%+3)
Duty Cycle	0.1%~99.9%	0.1%	±(3.0%+5)
Temperature	-20°C~0°C	1°C	±(3.0%+4)
	1°C~400°C	1°C	±(1.0%+3)
	401°C~1000°C	1°C	±(2.0%)
	-4°F~32°F	1°F	±(3.0%+7)
	33°F~752°F	1°F	±(1.0%+5)
753°F~1832°F	1°F	±(2.0%)	

Features		
Display	counts	6000
Jaw Opening		Φ26mm/1.0"
Auto Ranging		Auto only
APO	Auto Power Off	•
NCV	Non-Contact Voltage Detector	•
REL	Relative Measurement	•
Diode	Open Voltage	2.7V
Continuity Buzzer		<50±20Ω
MAX		•
MIN		•
Data Hold		•
Display Backlight		•
Work Light		•
LBD	Low Battery Display	•

General		
Power Supply	3×1.5V AAA Batteries	
Product Size	218mm×78mm×35mm/8.9"×3.1"×1.4"	
Product Weight	239g/0.53lb	
Certificate	CE / ETL / RoHS	
Safety Rating	CAT III 600V	

Accessories Included

- Test leads
- K type thermocouple
- Carry bag
- Battery and User's manual



DIGITAL AC/DC CLAMP METER



V DC 600V
AC 600V

∅ 24mm/0.9"

A DC 80A
AC 80A

Accessories Included

- Test leads
- K type thermocouple
- Carry bag
- Battery and User's manual



MS2160			
Specifications	Range	Resolution	Accuracy
DC Voltage	4V/40V/400V/600V	1mV/10mV/0.1V/1V	±(0.8%+3)
AC Voltage	4V/40V/400V/600V	1mV/10mV/0.1V/1V	±(1.0%+3)
DC Current	4A/40A/80A	1mA/10mA/0.1A	±(2.5%+5)
AC Current	4A/40A/80A	1mA/10mA/0.1A	±(2.5%+5)
Resistance	400Ω/4kΩ/40kΩ/400kΩ/4MΩ	0.1Ω/1Ω/10Ω/0.1kΩ/1kΩ	±(0.8%+3)
	40MΩ	10kΩ	±(1.2%+3)
Capacitance	4nF/40nF/400nF/4μF	1pF/10pF/0.1nF/1nF	±(4.0%+3)
	40μF/400μF/4mF/40mF	10nF/0.1μF/1μF/10μF	±(4.0%+3)
Frequency (Clamp)	100Hz/1kHz	0.01Hz/0.1Hz	±(1.5%+5)
Frequency (Voltage)	100Hz/1kHz/10kHz	0.01Hz/0.1Hz/1Hz	±(1.5%+5)
Logic Frequency	10Hz/100Hz/1kHz/10kHz	0.001Hz/0.01Hz/0.1Hz/1Hz	±(0.5%+3)
	100kHz/1MHz/10MHz	0.01kHz/0.1kHz/1kHz	±(0.5%+3)
Duty Cycle	0.5%~99.5%	0.1%	±(3.0%)
Temperature	-20°C~1000°C	1°C	±(3.0%+3)
	-4°F~1832°F	1°F	±(3.0%+3)
Features			
Display	counts		4000
Jaw Opening			∅24mm/0.9"
Auto Ranging	Auto & Manual		•
APO	Auto Power Off		•
NCV	Non-Contact Voltage Detector		•
Diode	Open Voltage		3.2V
Continuity Buzzer	<50Ω		•
Data Hold			•
Display Backlight			•
Work Light			•
LBD	Low Battery Display		•
General			
Power Supply	3×1.5V AAA Batteries		
Product Size	195mm×80mm×45mm/7.8"×3.1"×1.8"		
Product Weight	195g/0.43lb		
Certificate	CE/ETL/RoHS		
Safety Rating	CAT III 600V		

DIGITAL AC ELECTRICAL TESTER



V DC 600V
AC 600V

∅ 12mm/0.5"

A AC 200A



MS2600

Specifications	Range	Resolution	Accuracy	
			MS2600	MS2601
DC Voltage	4V/40V/400V	0.001V/0.01V/0.1V	±(0.7%+1)	
	1000V	1V	±(0.8%+3)	
AC Voltage	600mV/6V/60V/600V	0.1mV/0.001V/0.01V/0.1V		±(0.7%+3)
	4V/40V/400V	0.001V/0.01V/0.1V	±(0.8%+5)	
	700V	1V	±(1.0%+10)	
LO-Z(DCV/ACV)	6V/60V/600V	0.001V/0.01V/0.1V		±(0.8%+3)
	1V~600V	0.001V		±(2.0%+3)
DC Current	600uA/1000uA	0.1uA/1uA		±(1.0%+4)
AC Current	200A	0.1A	±(3.0%+3)	±(3.0%+3)
Resistance	400Ω/4kΩ/40kΩ/400kΩ/4MΩ	0.1Ω/0.001kΩ/0.01kΩ/0.1kΩ/1kΩ	±(1.2%+1)	
	40MΩ	0.01MΩ	±(2.0%+3)	
	600Ω/6kΩ/60kΩ/600kΩ	0.1Ω/0.001kΩ/0.01kΩ/0.1kΩ		±(0.8%+3)
	6MΩ/60MΩ	0.001MΩ/0.01MΩ		±(1.2%+3)
Capacitance	40nF/400nF/4μF/40μF	0.01nF/0.1nF/0.001μF/0.01μF	±(4.0%+10)	
	60nF/600nF/6μF/60μF	0.01nF/0.1nF/0.001μF		±(4.0%+5)
	600μF/6000μF/60mF	0.01μF/0.1μF/1μF/0.01mF		±(4.0%+5)
Frequency (Hz/Duty)	40Hz/400Hz/4kHz	0.01Hz/0.1Hz/0.001kHz/	±(2.0%+1)	
	40kHz/100kHz	0.01kHz/0.1kHz	±(2.0%+1)	
Frequency (Hz/Duty)	60Hz/600Hz/6kHz/60kHz	0.01Hz/0.1Hz/0.001kHz/0.01kHz		±(0.3%+5)
	600kHz/6MHz/60MHz	0.1kHz/0.001MHz/0.01MHz		±(0.3%+5)
Frequency (A)	100Hz/1000Hz	0.01Hz/0.1Hz		±(1.5%+5)
Frequency (V)	100Hz/1000Hz/10kHz	0.01Hz/0.1Hz/0.001kHz		±(1.5%+5)
Duty Cycle	0.1%~99.9%	0.1%	±(3.0%)	
	5%~95%	0.1%		±(0.3%)
Temperature	-20°C~0°C/-4°F~32°F	1°C/1°F		±(3.0%+2)
	0°C~400°C/32°F~752°F	1°C/1°F		±(2.0%+2)

Features		MS2600	MS2601
Display	counts	4000	6000
Jaw Opening		Φ12mm/0.5"	Φ12mm/0.5"
Auto Ranging	Auto & Manual	•	•
APO	Auto Power Off	•	•
NCV	Non-Contact Voltage Detector	•	•
REL	Relative Measurement	•	
Diode	Open Voltage	1.5V	3.2V
Continuity Buzzer		<50±20Ω	<50Ω
Data Hold		•	•
Display Backlight		•	•
Work Light		•	•
LBD	Low Battery Display	•	•
General			
Power Supply	1×9V 6F22 Battery		
Model Number	MS2600	MS2601	
Product Weight	230g/0.5lb	265g/0.58lb	
Product Size	192mm×68mm×43mm/ 7.56"×2.67"×1.7"	201mm×65mm×43mm/ 7.7"×2.6"×1.7"	
Certificate	RoHS	CE / ETL / RoHS	
Safety Rating	CAT III 600V	CAT III 600V	

Accessories Included

- Test leads
- K type thermocouple (MS2601)
- Carry bag
- Battery and User's manual

DIGITAL AC/DC CLAMP METER WITH INFRARED



V DC 1000V
AC 1000V

∅ 40mm/1.6"

A DC 1000A
AC 1000A



MS2140A



DIGITAL AC/DC CLAMP METER WITH INFRARED

Specifications	Range	Resolution	MS2140A			MS2140B			MS2140C		
			Accuracy			Accuracy			Accuracy		
DC Voltage	600mV/6V/60V/600V/1000V	0.1mV/0.001V/0.01V/0.1V/1V	±(0.5%+3)								
AC Voltage	600mV/6V/60V/600V/1000V	0.1mV/0.001V/0.01V/0.1V/1V	±(0.8%+3)								
DC Current	60A/600A	0.01A/0.1A	±(3.0%+10)								
	600A/1000A	0.1A/1A				±(3.0%+10)			±(3.0%+10)		
AC Current	60A/600A	0.01A/0.1A	±(1.8%+10)								
	600A/1000A	0.1A/1A				±(1.8%+10)			±(1.8%+10)		
Inrush Current	60A/600A	0.01A/0.1A	±(10%+60)								
	600A/1000A	0.1A/1A				±(10%+60)			±(10%+60)		
Resistance	600Ω/6kΩ/60kΩ/600kΩ	0.1Ω/0.001kΩ/0.01kΩ/0.1kΩ	±(0.8%+3)								
	6MΩ/60MΩ	0.001MΩ/0.01MΩ	±(1.2%+3)								
Capacitance	6nF	0.001nF	±(5.0%+5)								
	60nF/600nF/6μF/60μF	0.01nF/0.1nF/0.001μF/0.01μF	±(4.0%+5)								
	600μF/6mF/60mF	0.1μF/0.001mF/0.01mF	±(4.0%+5)								
Frequency (A)	60Hz/600Hz/1kHz	0.01Hz/0.1Hz/1Hz				±(1.5%+5)			±(1.5%+5)		
	60Hz/600Hz/6kHz	0.01Hz/0.1Hz/1Hz	±(1.5%+5)								
Frequency (V)	60Hz/600Hz/6kHz/10kHz	0.01Hz/0.1Hz/1Hz/0.01kHz				±(1.5%+5)			±(1.5%+5)		
	60Hz/600Hz/6kHz/60kHz	0.01Hz/0.1Hz/1Hz/0.01kHz	±(1.5%+5)								
Frequency (Hz/Duty)	60Hz/600Hz/6kHz/60kHz	0.01Hz/0.1Hz/1Hz/0.01kHz	±(0.3%+5)								
	600kHz/6MHz/60MHz	0.1kHz/1kHz/0.01MHz	±(0.3%+5)								
Duty Cycle	5%~95%	0.1%	±(3.0%)								
DC μA Current	200μA/2000μA	0.1μA/1μA	±(1.0%+5)								
AC μA Current	200μA/2000μA	0.1μA/1μA	±(1.0%+5)								
Temperature (K type)	-40°C~10°C	0.1°C	±(5.0%+15)								
	-40°F~14°F	0.1°F	±(5.0%+33)								
	-10°C~500°C	0.1°C	±(1.0%+8)								
	-14°F~932°F	0.1°F	±(1.0%+8)								
Temperature (IR-T)	-20°C~0°C	0.1°C							±(3.5°C)		
	-4°F~32°F	0.1°F							±(6.5°F)		
	0°C~350°C	0.1°C							±(2.5%+3°C)		
	32°F~662°F	0.1°F							±(5.0%+5°F)		
Features											
Display	counts		6000								
Jaw Opening			Φ40mm/1.6"								
Auto Ranging	Auto & Manual		•								
APO	Auto Power Off		•								
NCV	Non-Contact Voltage Detector		•								
Diode	Open Voltage		2.8V	2.8V	2.8V						
Continuity Buzzer			<30Ω	<30Ω	<50Ω						
MAX/MIN			•								
Data Hold			•								
Inrush Hold			•								
Display Backlight			•								
Work Light			•								
REL	Relative Measurement		•								
LBD	Low Battery Display		•								
Dual Display			•								
Bar Graph	Segments Bar Graph		•								
IR-T	Sampling time 300mS / IR D:S : 6:1 / IR Emissivity 0.95								•		
General											
Model	MS2140A / MS2140B		MS2140C								
Power Supply	3×1.5V AAA Batteries		3×1.5V AAA Batteries 2xLR44 Batteries								
Product Size	233mm×86mm×32mm/9.2"×3.4"×1.3"		233mm×108mm×32mm/9.2"×4.2"×1.3"								
Product Weight	350g/0.77lb		380g/0.84lb								
Certificate	RoHS		RoHS								
Safety Rating	CAT III 600V		CAT III 600V								

DIGITAL AC CLAMP METER with TRMS / NCV




V DC 1000V
AC 750V

A AC 1000A

Ø 40mm/1.6"

Accessories Included

- Test leads
- K type thermocouple (MS2025C)
- Carry bag
- Battery and User's manual



Specifications	Range	Resolution	MS2025A MS2025C	
			Accuracy	
DC Voltage	60mV/600mV/6V/60V/600V	0.01mV/0.1mV/0.001V/0.01V/0.1V	±(0.5%+5)	
	660mV	0.1mV		±(0.8%+2)
	6.6V/66V/660V	0.001V/0.01V/0.1V		±(0.7%+2)
	1000V	1V	±(0.8%+4)	±(0.8%+2)
AC Voltage	60mV/600mV/6V/60V/600V	0.01mV/0.1mV/0.001V/0.01V/0.1V	±(0.6%+5)	
	660mV	0.1mV		±(1.5%+10)
	6.6V/66V/660V	0.001V/0.01V/0.1V		±(0.8%+3)
	750V	1V	±(0.8%+4)	±(1.0%+4)
AC Current	60A/600A/1000A	0.01A/0.1A/1A	±(2.0%+8)	
	66A/660A/1000A	0.01A/0.1A/1A		±(2.5%+6)
Resistance	600Ω/6kΩ/60kΩ/600kΩ	0.1Ω/0.001kΩ/0.01kΩ/0.1kΩ	±(0.8%+3)	
	6MΩ/60MΩ	0.001MΩ/0.01MΩ	±(1.2%+3)	
	660Ω/6.6kΩ/66kΩ/660kΩ	0.1Ω/0.001kΩ/0.01kΩ/0.1kΩ		±(0.8%+3)
	6.6MΩ/66MΩ	0.001MΩ/0.01MΩ		±(1.2%+3)
Capacitance	10nF/100nF/1000nF/10μF	0.001nF/0.01nF/0.1nF/0.001μF	±(3.0%+5)	
	100μF/1000μF/10mF/100mF	0.01μF/0.1μF/0.001mF/0.01mF	±(3.0%+5)	
	6.6nF/66nF/660nF/6.6μF	0.001nF/0.01nF/0.1nF/0.001μF		±(4.0%+5)
	66μF/660μF/6.6mF/66mF	0.01μF/0.1μF/0.001mF/0.01mF		±(4.0%+5)
Frequency (A)	100Hz/1000Hz	0.01Hz/0.1Hz	±(1.5%+5)	
	66Hz/660Hz	0.01Hz/0.1Hz		±(1.5%+5)
Frequency (V)	100Hz/1000Hz/10kHz	0.01Hz/0.1Hz/0.001kHz	±(1.5%+5)	
	66Hz/660Hz/6.6kHz	0.01Hz/0.1Hz/0.001kHz		±(1.5%+5)
Logic Frequency	10Hz/100Hz/1000Hz/10kHz	0.001Hz/0.01Hz/0.1Hz/0.001kHz	±(0.3%+5)	
	100kHz/1000kHz/10MHz	0.01kHz/0.1kHz/0.001MHz	±(0.3%+5)	
	66Hz/660Hz/6.6kHz/66kHz	0.01Hz/0.1Hz/0.001kHz/0.01kHz		±(0.5%+2)
	660kHz/6.6MHz/66MHz	0.1kHz/0.001MHz/0.01MHz		±(0.5%+2)
Duty Cycle	0.1%~99.9%	0.1%	±(3.0%)	±(3.0%)
Temperature	-20°C~1000°C/-4°F~1832°F	1°C/1°F		±(3.0%+3)
Features				
Display	counts		6000	6600
Jaw Opening			Φ40mm/1.6"	Φ40mm/1.6"
Auto Ranging	Auto & Manual		•	•
APO	Auto Power Off		•	•
NCV	Non-Contact Voltage Detector		•	•
REL	Relative Measurement		•	•
Diode	Open Voltage		3.2V	3.2V
Continuity Buzzer	<50Ω		•	•
Data Hold			•	•
Display Backlight			•	•
MAX/MIN	Max/Min Measurement		•	•
Work Light			•	•
True RMS	True Root Mean Square		•	•
LBD	Low Battery Display		•	•
Dual Display				•
Bar Graph	Segments Bar Graph			•
General				
Power Supply	1×9V 6F22 Battery			
Product Size	238mm×92mm×50mm/9.37"×3.6"×1.9"			
Product Weight	390g/0.86lb			
Certification	CE/ETL/RoHS			
Safety Rating	CAT III 1000V/CAT IV 600V			

DIGITAL AC/DC CLAMP METER with TRMS / NCV



V DC 1000V
AC 750V

A DC 1000A
AC 1000A

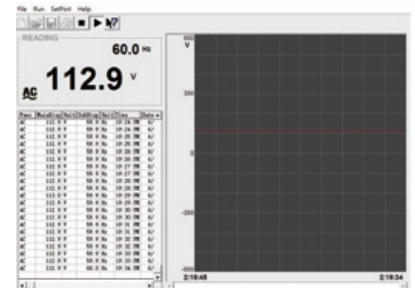
Ø 40mm/1.6"



Specifications	Range	Resolution	MS2125A MS2125B	
			Accuracy	
DC Voltage	60mV/600mV/6V/60V/600V	0.01mV/0.1mV/0.001V/0.01V/0.1V	±(0.5%+5)	
	600mV/6V/60V/600V	0.1mV/0.001V/0.01V/0.1V		±(0.5%+5)
	1000V	1V	±(0.8%+4)	±(0.8%+4)
AC Voltage	60mV/600mV/6V/60V/600V	0.01mV/0.1mV/0.001V/0.01V/0.1V	±(0.6%+5)	
	600mV/6V/60V/600V	0.1mV/0.001V/0.01V/0.1V		±(0.8%+5)
	750V	1V	±(0.8%+4)	±(0.8%+4)
DC Current	60A/600A/1000A	0.01A/0.1A/1A	±(2.0%+8)	±(2.5%+8)
AC Current	60A/600A/1000A	0.01A/0.1A/1A	±(2.0%+8)	±(2.5%+8)
Inrush Current	60A/600A/1000A	0.01A/0.1A/1A	±(5.0%+60)	±(10%+60)
Resistance	600Ω/6kΩ/60kΩ/600kΩ	0.1Ω/0.001kΩ/0.01kΩ/0.1kΩ	±(0.8%+3)	±(0.8%+3)
	6MΩ/60MΩ	0.001MΩ/0.01MΩ	±(2.0%+5)	±(1.2%+3)
Capacitance	10nF/100nF/1000nF/10μF	0.001nF/0.01nF/0.1nF/0.001μF	±(3.0%+5)	
	100μF/1000μF/10mF/100mF	0.01μF/0.1μF/0.001mF/0.01mF	±(3.0%+5)	
	6nF/60nF/600nF/6μF	0.001nF/0.01nF/0.1nF/0.001μF		±(3.0%+5)
	60μF/600μF/6mF/60mF	0.01μF/0.1μF/0.001mF/0.01mF		±(3.0%+5)
Frequency (A)	100Hz/1000Hz	0.01Hz/0.1Hz/	±(1.5%+5)	
Frequency (V)	100Hz/1000Hz/10kHz	0.01Hz/0.1Hz/0.001kHz	±(1.5%+5)	
Frequency (Hz/Duty)	10Hz/100Hz/1000Hz/10kHz	0.01Hz/0.1Hz/0.001kHz/0.01kHz	±(0.3%+5)	
Frequency (A)	100kHz/1000kHz/10MHz	0.1kHz/0.001MHz/0.01MHz	±(0.3%+5)	
Frequency (V)	60Hz/600Hz/1kHz	0.01Hz/0.1Hz/1Hz		±(1.5%+5)
Frequency (V)	60Hz/600Hz/6kHz/60kHz	0.01Hz/0.1Hz/1Hz/10Hz		±(1.5%+5)
Frequency (Hz/ Duty)	60Hz/600Hz/6kHz/60kHz	0.01Hz/0.1Hz/0.001kHz/0.01kHz		±(0.3%+5)
Frequency (Hz/ Duty)	600kHz/6MHz/60MHz	0.1kHz/0.001MHz/0.01MHz		±(0.3%+5)
Duty Cycle	0.1%~99.9%	0.1%	±(3.0%)	
	10%~90%	0.1%		±(3.0%)
Features				
Display	counts		6000	6000
Jaw Opening			Φ40mm/1.6"	Φ40mm/1.6"
Auto Ranging	Auto & Manual		•	•
APO	Auto Power Off		•	•
NCV	Non-Contact Voltage Detector		•	•
REL	Relative Measurement		•	•
Diode	Open Voltage		3.2V	2.7V
Continuity Buzzer			<50Ω	<50Ω
MAX/MIN			•	•
Data Hold			•	•
Display Backlight			•	•
Work Light			•	•
True RMS	True Root Mean Square		•	•
LBD	Low Battery Display		•	•
Inrush	Inrush Current Measurement		•	•
Dual Display				•
Bar Graph	Segments Bar Graph			•
USB interface	Windows OS			•
General				
Power Supply	1×9V 6F22 Battery			
Product Size	238mm×92mm×50mm/9.37"×3.6"×1.9"			
Product Weight	386g/0.85lb			
Certificate	CE/ETL/RoHS			
Safety Rating	CAT III 1000V CAT IV 600V			

Accessories Included

- Test Leads
- Carry Bag
- Battery and User's manual



DIGITAL AC CLAMP METER



V DC 1000V
AC 750V

Ø 40mm/1.6"

A DC 1000A

MS2026 MS2026R

Specifications	Range	Resolution	Accuracy
DC Voltage	600mV/6V/60V/600V	0.1mV/0.001V/0.01V/0.1V	±(0.7%+3)
	1000V	1V	±(0.8%+2)
AC Voltage	6V/60V/600V	0.001V/0.01V/0.1V	±(0.8%+3)
	750V	1V	±(1.0%+4)
AC Current	6A/60A/600A/1000A	0.001A/0.01A/0.1A/1A	±(2.0%+6)
Resistance	600Ω/6kΩ/60kΩ/600kΩ	0.1Ω/0.001kΩ/0.01kΩ/0.1kΩ	±(0.8%+3)
	6MΩ/60MΩ	0.001MΩ/0.1MΩ	±(1.2%+3)
Capacitance	40nF/400nF/4μF	0.01nF/0.1nF/0.001μF	±(4.0%+5)
	40μF/400μF/4000μF	0.01μF/0.1μF/1μF	±(4.0%+5)
Frequency (A)	100Hz/1000Hz	0.01Hz/0.1Hz	±(1.5%+5)
	>1kHz	0.001kHz	Reference
Frequency (V)	100Hz/1000Hz/10kHz	0.01Hz/0.1Hz/0.001kHz	±(1.5%+5)
	>10kHz	0.01kHz	Reference
Frequency (Hz/ Duty)	10Hz/100Hz/1000Hz/10kHz/100kHz/1000kHz/10MHz	0.001Hz/0.01Hz/0.1Hz/0.001kHz	±(0.3%+5)
		0.01kHz/0.1kHz/0.001MHz	±(0.3%+5)
Duty Cycle	0.1%~99%	0.1%	±3.0%

Features		
Display	counts	6000
Jaw Opening		Φ40mm/1.6"
Auto Ranging	Auto & Manual	•
APO	Auto Power Off	•
Diode	Open Voltage	3.3V
Continuity Buzzer		<50±20Ω
MAX/MIN		•
Data Hold		•
LBD	Low Battery Display	•
Display Backlight		•
Work Light		•
True RMS	True Root Mean Square	•

General	
Power Supply	3×1.5V AAA Batteries
Product Size	222mm×86mm×32mm/8.74"×3.38"×1.26"
Product Weight	323g/0.71lb
Certificate	RoHS
Safety Rating	CAT III 600V

Accessories Included

- Test leads
- Carry bag
- Battery and User's manual



DIGITAL AC/DC CLAMP METER



V DC 600V
AC 600V

∅ 40mm/1.6"

A DC 1000A
AC 1000A



Specifications	Range	Resolution	Accuracy
DC Voltage	400mV	0.1mV	±(1.0%+2)
	4V/40V/400V	0.001V/0.01V/0.1V	±(0.7%+2)
	600V	1V	±(0.8%+2)
AC Voltage	400mV/4V/40V/400V	0.0001V/0.001V/0.01V/0.1V	±(0.8%+3)
	600V	1V	±(1.0%+4)
DC Current	40A/400A/1000A	0.01A/0.1A/1A	±(3.0%+6)
AC Current	40A/400A/1000A	0.01A/0.1A/1A	±(2.5%+6)
Resistance	400Ω/4kΩ/40kΩ/400kΩ	0.1Ω/0.001kΩ/0.01kΩ/0.1kΩ	±(0.8%+3)
	4MΩ/40MΩ	0.001MkΩ/0.1MΩ	±(1.2%+3)
Capacitance	40nF/400nF/4μF	0.01nF/0.1nF/0.001μF	±(4.0%+5)
	40μF/400μF/4000μF	0.01μF/0.1μF/1μF	±(4.0%+5)
Frequency (A)	100Hz/1kHz	0.01Hz/0.1Hz	±(1.5%+5)
	>1kHz	0.001kHz	Reference
Frequency (V)	100Hz/1kHz/10kHz	0.01Hz/0.1Hz/0.001kHz	±(1.5%+5)
	>10kHz	0.01kHz	Reference
Frequency (Hz/Duty)	10Hz/100Hz/1kHz/10kHz	0.001Hz/0.01Hz/0.1Hz/1Hz	±(0.5%+2)
	100kHz/1MHz/10MHz	0.01kHz/0.1kHz/0.001MHz	±(0.5%+2)
Duty Cycle	0.1%~99%	0.1%	±3.0%
Features			
Display	counts		4000
Jaw Opening			Φ40mm/1.6"
Auto Ranging	Auto & Manual		•
APO	Auto Power Off		•
Diode	Open Voltage		2.8V
Continuity Buzzer	<50±20Ω		•
REL	Relative Measurement		•
Data Hold			•
LBD	Low Battery Display		•
Display Backlight			•
Work Light			•
Bar Graph			•
True RMS	True Root Mean Square		•
General			
Power Supply	3×1.5V AAA Batteries		
Product Size	222mm×86mm×32mm/8.74"×3.38"×1.26"		
Product Weight	323g/0.71lb		
Certificate	RoHS		
Safety Rating	CAT III 600V		

Accessories Included

- Test leads
- Carry bag
- Battery and User's manual



HIGH SENSITIVITY AC LEAKAGE CLAMP METER



V DC 600V
AC 600V

Ø 32mm/1.2"

A AC 600V

Accessories Included

- Test leads
- K type thermocouple
- Carry bag
- Battery and User's manual



Specifications	Range	Resolution	MS2010A	MS2010B
			Accuracy	
DC Voltage	200mV/2V/20V/200V/600V	0.1mV/1mV/10mV/0.1V/1V	±(0.7%+3)	
	400mV/4V/40V/400V	0.1mV/1mV/10mV/0.1V		±(0.7%+3)
	600V	1V		±(0.8%+5)
AC Voltage	200mV/2V/20V/200V/600V	0.1mV/1mV/10mV/0.1V/1V	±(0.8%+5)	
	200mV/2V/20V/200V/600V	0.1mV/1mV/10mV/0.1V/1V	±(2.0%+10)	
	400mV/4V/40V/400V/600V	0.1mV/1mV/10mV/0.1V/1V		±(0.8%+5)
	400mV/4V/40V/400V/600V	0.1mV/1mV/10mV/0.1V/1V		±(2.0%+10)
AC Current	20mA/200mA/2A/20A/200A	0.01mA/0.1mA/1mA/	±(1.0%+8)	
	20mA/200mA/2A/20A/200A	0.01mA/0.1mA/1mA/	±(3.0%+10)	
	40mA/400mA/4A/40A/400A	0.01mA/0.1mA/1mA/		±(1.0%+8)
	600A(50~60Hz)	1A	±(1.5%+3)	±(1.5%+3)
Resistance	200Ω/2kΩ/20kΩ/200kΩ/2MΩ	0.1Ω/1Ω/10Ω/0.1kΩ/1kΩ	±(1.0%+2)	
	20MΩ	10kΩ	±(2.0%+5)	
	400Ω/4kΩ/40kΩ/400kΩ/4MΩ	0.1Ω/1Ω/10Ω/0.1kΩ/1kΩ		±(1.0%+2)
	40MΩ	10kΩ		±(2.0%+5)
Capacitance	50nF/500nF/5μF/50μF/100μF	0.01nF/0.1nF/1nF/0.01μF/0.1μF		±(4.0%+5)
Frequency (A)	10Hz	0.001Hz		±(2.0%+5)
	100Hz/1000Hz/2kHz	0.01Hz/0.1Hz/1Hz		±(1.5%+5)
Frequency (V)	10Hz	0.001Hz		±(2.0%+5)
	100Hz/1000Hz/10kHz	0.01Hz/0.1Hz/1Hz		±(1.5%+5)
	100kHz	10Hz		±(2.0%+5)
Duty Cycle	1%~99.9%	0.1%		±(3.0%)
Temperature	-20°C~0°C	1°C	±(5.0%+5)	±(5.0%+5)
	0°C~400°C	1°C	±(1.5%+3)	±(1.5%+3)
	400°C~1000°C	1°C	±(3.0%+3)	±(3.0%+3)
	-4°F~32°F	1°F	±(5.0%+5)	
	32°F~752°F	1°F	±(1.5%+3)	
	752°F~1832°F	1°F	±(3.0%+3)	
Features				
Display	counts		2000	4000
Jaw Opening			Φ32mm/1.2"	Φ32mm/1.2"
Auto Ranging	Auto & Manual		•	•
APO	Auto Power Off		•	•
LPF	Low Pass Filter Function		•	•
REL	Relative Measurement			•
MAX			•	
Diode	Open Voltage		1.8V	1.8V
Continuity	Continuity Buzzer		<30Ω	<50±20Ω
Data Hold			•	•
Backlight	Display Backlight		•	•
LBD	Low Battery Display		•	•
General				
Power Supply	3×1.5V AAA Batteries			
Product Size	260mm×92mm×55mm/10.2"×3.6"×2.16"			
Product Weight	445g/0.98lb			
Certificate	RoHS			
Safety Rating	CAT III 600V			

HIGH SENSITIVITY AC LEAKAGE CLAMP METER



Ø 31mm/1.2"

A AC 60A



MS2006B			
Specifications	Range	Resolution	Accuracy
AC Current	2mA	0.001mA	±(2.0%+10)
	20mA	0.01mA	±(2.0%+8)
	60A(<50A)	0.1A	±(2.0%+5)
	60A(>50A)	0.1A	±(3.0%+5)
Features			
Display	counts		2000
Jaw Opening			Φ31mm/1.2"
APO	Auto Power Off		•
Data Hold			•
LBD	Low Battery Display		•
General			
Power Supply	2×1.5V AAA Batteries		
Product Size	176mm×59mm×28mm/6.9"×2.3"×1.1"		
Product Weight	150g/0.33lb		
Certificate	RoHS		
Safety Rating	CAT III 600V		

Accessories Included

- Carry bag
- Battery and User's manual



SINGLE PHASE HARMONIC POWER CLAMP METER



V AC 10V~600V \varnothing 26mm/1.0"

A AC 10mA~200A

Accessories Included

- Test Leads
- Test Clip
- Wrapping Case
- Battery and User's manual



MS2228			
Specifications	Range	Resolution	Accuracy
AC Voltage(RMS)	10V~600V	0.1V	±(1.0%+5)
AC Current	10mA~3999mA	0.01mA	±(2.0%+5)
	4A~200A	0.01A	±(2.0%+5)
Active Power	0.10w~3.00w	0.01w	±(3.0%+5)
	3.0w~100.0w	0.1w	
	100w~3.00kw	1w	
	3.00kw~10.00kw	10w	
	10.0kw~100.0kw	100w	
	100kw~120kw	1kw	
Apparent Power	0.10VA~3.00VA	0.01VA	±(3.0%+5)
	3.0VA~100.0VA	0.1VA	
	100VA~3.00kVA	1VA	
	3.00kVA~10.00kVA	10VA	
	10.0kVA~100.0kVA	100VA	
	100kVA~120kVA	1kVA	
Reactive Power	0.10VAr~3.00VAr	0.01VAr	±(3.0%+5)
	3.0VAr~100.0VAr	0.1VAr	
	100VAr~3.00kVAr	1VAr	
	3.00kVAr~10.00kVAr	10VAr	
	10.0kVAr~100.0kVAr	100VAr	
	100kVAr~120kVAr	1kVAr	
Power Factor	0.3~1 capacitive	0.001	±(0.02%+2)
	0.3~1 inductive	0.001	±(0.02%+2)
Frequency	30Hz~1kHz	0.1Hz	(±0.5%+1)
Harmonic Measurement	Harmonic Number :1		±(3.0%+10)
	Harmonic Number :2-6		±(3.5%+10)
	Harmonic Number :7-8		±(4.5%+10)
	Harmonic Number :9-10		±(5.0%+10)
	Harmonic Number :11-15		±(7.0%+10)
	Harmonic Number :16-20		±(10%+10)
Features			
Display	counts		6000
Jaw Opening	Φ26mm/1.0"		•
Auto Ranging	Auto & Manual		•
APO	Auto Power Off		•
MAX/MIN	MAX/MIN Measurement		•
True RMS	True root mean square		•
Work Light			•
Data Hold			•
Display Backlight			•
LBD	Low Battery Display		•
General			
Power Supply	3×1.5V AAA Batteries		
Product Size	208mm×78mm×35mm/8.2"×3.1"×1.4"		
Product Weight	245g/0.54lb		
Certificate	RoHS		
Safety Rating	CAT III 600V		

THREE PHASE DIGITAL POWER CLAMP METER



V AC 600V

Ø 50mm/2.0"

A AC 1000A



Specifications	Range	Resolution	MS2203 MS2205	
			Accuracy	
AC Voltage	100V/300V/600V	0.1V	±(1.2%+5)	
	80V/180V/400V/600V	0.1V/0.1V/1V/1V	±(1.0%+5)	
AC Current	40A/100A/400A/1000A	0.1A/0.1A/0.1A/1A	±(2.0%+5)	
	20A/40A/100A/200A/450A/1000A	0.01A/0.01A/0.1A/0.1A/1A/1A	±(2.0%+5)	
Active Power	4kW/10kW/40kW/100kW	0.01kW	±(3.0%+5)	
	600kW	0.1kW	±(3.0%+5)	
	30kW/60kW/120kW	0.01kW/0.01kW/0.1kW	±(3.0%+5)	
Apparent Power	150kW/300kW/600kW	0.1kW	±(3.0%+5)	
	4kVA/10kVA/40kVA/100kVA/600kVA	0.01kVA	±(3.0%+5)	
	3kVA/12kVA/30kVA	0.001kVA/0.01kVA/0.01kVA	±(3.0%+5)	
Reactive Power	120kVA/150kVA/600kVA	0.1kVA	±(3.0%+5)	
	4kVAr/10kVAr/40kVAr/100kVAr	0.01kVAr	±(4.0%+5)	
	600kVAr	0.1kVAr	±(4.0%+5)	
Power Factor	3kVAr/12kVAr/30kVAr	0.001kVAr/0.01kVAr/0.01kVAr	±(3.0%+5)	
	120kVAr/150kVAr/600kVAr	0.1kVAr	±(3.0%+5)	
	0.3~1	0.001	±(2.0%+2)	
Active Energy	1kWh~9999kWh	0.001kWh	±(3.0%+2)	
Frequency	20Hz~1000Hz	0.1Hz	±(0.5%)	
	30Hz~1000Hz	0.1Hz	±(0.5%+1)	
Harmonic Measurement (fundamental)	Harmonic Number :1		±(3.0%+10)	
	Harmonic Number :2-6		±(3.5%+10)	
	Harmonic Number :7-8		±(4.5%+10)	
	Harmonic Number :9-10		±(5.0%+10)	
	Harmonic Number :11-15		±(7.0%+10)	
	Harmonic Number :16-20		±(10%+10)	
Features				
Display	counts		9999	6000
Jaw Opening	Φ50mm/2.0"		•	•
Auto Ranging	Auto & Manual		•	•
APO	Auto Power Off		•	•
Data Logging	groups		28	100
True RMS	True root mean square		•	•
Bar Graph			•	•
MAX/MIN	MAX/MIN Measurement		•	•
Data Hold			•	•
Display Backlight			•	•
LBD	Low Battery Display		•	•
RS232 Interface	Windows OS		•	•
General				
Power Supply	4×1.5V AA Batteries			
Product Size	300mm×103mm×51mm/11.8"×4.1"×2.0"			
Product Weight	640g/1.4lb			
Certificate	RoHS			
Safety Rating	CAT III 600V			

Accessories Included



DIGITAL CLAMP TRANSDUCER



∅ 55mm/2.2"

A DC 1000A
AC 1000A

Accessories Included

Wrapping Case
Battery and User's manual



MS3300


Specifications	Range	Accuracy
DC Current	1000A	±(3.0%+5)
AC Current	1000A	±(3.0%+5)
Output	DC 1mV / A	
	AC 1mV / A	

Features		
Jaw Opening	∅55mm/2.2"	
True RMS	True Root Mean Square	
DCA ZERO	Zero adjust	
Frequency	DC/AC 50~60Hz	
General		
Power Supply	1×9V 6F22 Battery	
Product Size	256mm×104mm×47mm/9.3"×3.86"×1.9"	
Product Weight	520g/1.1lb	
Certificate	RoHS	
Safety Rating	CAT II 600V	

MS3302

Specifications	Range	Accuracy
AC Current	0.1A~400A	±(2.0%+5)
Output	10mV/A	±(2.0%+5)
	1mV/A	±(2.0%+5)

Features		
Jaw Opening	∅28mm/1.1"	
General		
Power Supply	N/A	
Product Size	143mm×64mm×30mm/5.6"×2.5"×1.2"	
Product Weight	185g/0.4lb	
Certificate	RoHS	
Safety Rating	CAT II 600V	



Electronic Tester

SOCKET TESTER



MS6860B

V AC 110V



MS6860C

V AC 220V



MS6860D

V AC 230V



MS6860E

V AC 230V



	MS6860B	MS6860C	MS6860D	MS6860E
Specifications				
Voltage Range	110V	220V	230V	230V
LED Indicate Condition of the Socket's Wiring:	Correct			
	Missing Earth			
	Live-Earth Reverse			
	Live-Neutral Reverse			
Missing Neutral				
General				
Product Size	68mm×60mm×56mm/2.67"×2.36"×2.2"			
Product Weight	60g/0.13lb			
Certification	RoHS	RoHS	CE/RoHS	CE/RoHS
Safety Rating	CAT II 230V	CAT II 230V	CAT II 230V	CAT II 230V



SOCKET TESTER with GFCI



Specifications	Range	
	MS102	MS112
AC Voltage	125V	125V
Operating Temperature	0~40°C	0~40°C
Operating Humidity	<80% RH	<80% RH
GFCI	•	
Indicator	Fault	Reason for Wiring Fault
○ ● ○	Open Ground	Ground contact not connected
○ ○ ●	Open Neutral	Neutral contact not connected
○ ○ ○	Open Hot	Hot contact not connected
● ○ ●	Hot/Ground Reverse	Hot and ground contacts reversed
● ● ○	Hot/Neutral Reverse	Hot and neutral contacts reversed
○ ● ●	Correct	Receptacle is wired correctly
General		
Product Size	82mm×42mm×32mm/3.2"×1.65"×1.26"	
Product Weight	45g/0.1lb	
Certification	ETL/RoHS	
Safety Rating	CAT II 125V	

3
WIRE/
GFCI



3
WIRE



MS112



MS5902RT series

CIRCUIT BREAKER FINDER



MS 5902TB

V AC 110V



MS 5902TC

V AC 220V



MS 5902TD

V AC 230V



MS 5902TE

V AC 230V



MS 5902TF

V AC 120V



General		
Power Supply	1x9V 6F22 Battery	
Product Size	MS5902R	198x40x50mm 7.8"x1.57"x1.97"
	MS5902TB	71x64x55mm 2.8"x2.5"x2.16"
	MS5902TC	
	MS5902TD	
	MS5902TE	82x42x32mm 3.2"x1.65"x1.26"
Product Weight	MS5902R	126g/0.28lb
	MS5902TB	60g/0.13lb
	MS5902TC	
	MS5902TD	
	MS5902TE	
MS5902TF	35g/0.1lb	
Certification	CE/ETL/RoHS	
Safety Rating	CAT II 600V	

Transmitter Model	MS5902RT					
	B	C	D	E	F	
AC Voltage Range	110V	220V	230V	230V	120V	
GFCI					•	
Socket Tests	•	•	•	•	•	
MS5902R+MS5902T	Quickly and Easily Identify if Individual Branch Circuits Work with MS5902T without Disrupting Power.					
MS5902T (Socket Tester Mode)	Correct					
LED	Missing earth					
Indicate Condition of the Socket's	Live-earth reverse					
Wiring:	Live-neutral reverse					
	Missing neutral					
MS5902R	Work Light at the Head of MS5902R Points to the Target Area.					
	Low Battery Indication					
	Buzzer and LED instructions					

CIRCUIT BREAKER FINDER with NCV



General		
Power Supply	1x9V 6F22 Battery	
Product Size	MS5905R	177x46x31mm 6.97"x1.81"x1.22"
	MS5905TA	82x42x32mm
	MS5905TB	3.2"x1.65"x1.26"
	MS5905TC	71x64x55mm
	MS5905TD	2.8"x2.5"x2.16"
	MS5905TE	
Product Weight	MS5905R	130g/0.29lb
	MS5905TA	35g/0.11lb
	MS5905TB	
	MS5905TC	
	MS5905TD	63g/0.14lb
	MS5905TE	
Certification	CE/ETL/RoHS	
Safety Rating	MS5905R CAT II 600V	



MS 5905RTA

V AC 125V



MS 5905RTB

V AC 125V



MS 5905RTC

V AC 220V



MS 5905RTD

V AC 230V



MS 5905RTE

V AC 230V



MS5905RT

Transmitter Model	A	B	C	D	E
AC Voltage Range	125V	125V	220V	230V	230V
GFCI		•			
Socket Tests	•	•	•	•	•

MS5905R+MS5905T	Quickly and Easily Identify if Individual Branch Circuits Work with MS5905T without Disrupting Power.
MS5905T (Socket Tester Mode)	Correct
LED	Missing earth
Indicate Condition of the Socket's	Live-earth reverse Live-neutral reverse
Wiring:	Missing neutral
MS5905R Built-in	Voltage Range: AC90V~AC600V
Non-Contact Voltage	Frequency: 50Hz~60Hz
Detector (NCV)	Detecting Distance: <30mm
MS5905R	Buzzer and LED instructions

NON CONTACT AC VOLTAGE DETECTOR



V AC 1000V

	MS8900A	M8900C	MS8900N
Specifications			
Non-Contact AC Voltage Detector		•	
AC Voltage Range	90~1000V	100~240V	90~1000V
Frequency		50Hz~60Hz	
Sound and Light Instruction		•	
Red and Green LED Light		•	
Double Molded Case		•	
Operating Temperature		0°C~50°C	
General			
Storage Temperature	-20°C~60°C		
Humidity	<85%RH		
Altitude	<2000m		
Product Size	157mm×24mm×20mm/6.18"×0.94"×0.78"		
Product Weight	42g/0.09lb		
Certificate	CE/ETL/RoHS		
Safety Rating	CAT II 1000V/CAT III 600V		
Power Supply	2×1.5V AAA	2×1.5V AAA	2×1.5V AAA

Accessories Included

Battery and User's manual



NON CONTACT AC VOLTAGE DETECTOR



V AC 1000V



	MS8902A	MS8902B	MS8902H
Specifications			
Non-Contact AC Voltage Detector		•	
AC Voltage Range	12~1000V	20~1000V	100~1000V
Frequency		50Hz~500Hz	
Sound and Light Instruction		•	
Red and Green LED Light		•	
Double Molded Case		•	
Metal Detecting Distance		<20mm	
AC Voltage Sensitivity adjustment	•	•	
Memory Sensitivity function	•	•	
Auto Power Off	•	•	
Low Battery Indication		•	
Operating Temperature		-10°C~50°C	
General			
Storage Temperature	-20°C~60°C		
Humidity	<85%RH		
Altitude	<2000m		
Product Size	157mm×24mm×20 mm/6.18"×0.94"×0.78"		
Product Weight	42g/0.09lb		
Certificate	CE/ETL/RoHS		
Safety Rating	CAT II 1000V/CAT III 600V		
Power Supply	2×1.5V AAA	1×12V A23S	2×1.5V AAA

Accessories Included

Battery and User's manual



MS8907


NON CONTACT AC VOLTAGE DETECTOR



V AC 50V~1000V

Accessories Included
Battery and User's manual

Specifications		MS8907
NCV	Non-Contact AC Voltage Detector	•
AC Voltage		50~1000V
Frequency	50Hz/60Hz	•
Instruction	Sound and Light	•
LED	Red and Green LED Light	•
Altitude	<2000m	•
Operation TEMP	-10°C~50°C	•
Storage TEMP	-20°C~60°C	•
Humidity	<85%RH	•
Work Light		•
General		
Power Supply	2× 1.5V AAA Batteries	
Product Size	157mm×24mm×20mm/6.2"×0.95"×0.79"	
Product Weight	42g/0.09 lb	
Certificate	CE/ETL/RoHS	
Safety Rating	CAT II 1000V/CAT III 600V	



NON-CONTACT INFRARED THERMOMETERS with NCV/WORKLIGHT



V AC 1000V

IRT TEMP -20°C~330°C
-4°F~626°F



MS6580D

MS6580B/D		
Specifications	Range	Accuracy
Temperature	-20°C~0°C	±3°C
	-4°F~32°F	±5.5°F
	0°C~330°C	±(1.5%+2°C)
	32°F~626°F	±(1.5%+3°F)
Resolution		0.1°C/0.1°F
Repeatability		±0.1°C
Emissivity		0.95
Optical Resolution		4 : 1
AC Voltage Detector	12-1000V / 50-60Hz	•
Features		
NCV	Non-Contact Voltage Detector	•
NCV Sensitivity	4Levels	•
IRT	Infrared Temperature	•
Spectral Response	8-14 μm	•
MAX Altitude	2000m	•
Laser	<1mW/630-670nm	•
Laser Pointer		•
°C/°F Selection		•
Response Time	0.5 second	•
Relative Humidity	10%~90%	•
Reading Hold		•
Work Light		•
Display Backlight		•
LBD	Low Battery Display	•
General		
Power Supply	2×1.5V AAA Battery	
Product Size	152mm×31mm×31mm/6"×1.22"×1.22"	
Product Weight	220g/0.44lb	
The Default Temperature	(°C)Centigrade/(°F)Fahrenheit	
Certification	CE/ETL/RoHS	
Safety Rating	CAT II 1000V/CAT III 600V	



Accessories Included
Battery and User's manual

VOLTAGE TESTER



V DC 400V
 AC 400V

MS8922A MS8922B

Specifications		MS8922A	MS8922B
AC/DC Voltage LED Steps	±12V, 24V, 50V, 120V, 230V, 400V	•	•
Accuracy	-30%~0% of indication	•	•
Frequency	50Hz/60Hz	•	•
RCD	RCD Test function		•
Features			
Altitude	<2000m	•	•
Operation Time	Maximum 30s	•	•
Recovery Time	10 minutes	•	•
Relative Humidity	<80%RH	•	•
Temperature Range	-10~55°C/14~131°F	•	•
General			
Power Supply	N/A		
Product Size	223mmx40mmx32 mm/8.78"x1.57"x1.26"		
Product Weight	98.5g/0.26lb		
Certificate	CE/ETL/RoHS		
Safety Rating	CAT III 400V		

Accessories Included

Battery and User's manual



MS8922B

CABLE TRACKER



RECEIVE FREQUENCY	100Hz~300kHz
SEND TONE FREQUENCY	1.5kHz



MS6812A

Applications

- Judge Continuity of the Cables or Wires
- Track the Cables or Wires, and Diagnose the Break Point
- Receive the Tone Signal on the Cables or Wires(Telephone Line)
- Identify the State in the Working Telephone Line(Clear, Ringing, Busy)
- Send a Single Solid or a Dual Alternating Tone to the Target Cables or Wires

Features

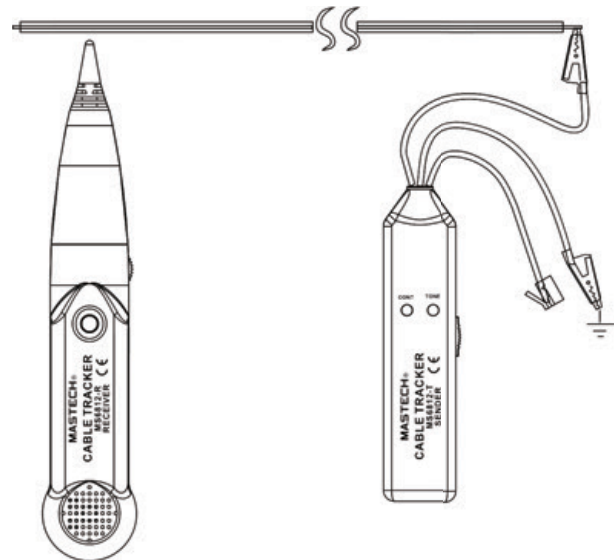
Top Generator Output	Single (1500Hz)
(Square Waveform):	Dual (1300~1500Hz)
Send Tone Frequency	1.5kHz
Receive Frequency	100Hz~300kHz
Instruction	Sound and Light
LED	Cont and Tone LED Light

General

Power Supply	2x9V 6F22 Batteries
Receiver Size	238mm×43mm×26mm/9.4"×1.7"×1.0"
Emitter Size	145mm×35mm×25mm/5.7"×1.38"×0.98"
Receiver Weight	71g/0.16lb
Emitter Weight	87g/0.2lb
Certificate	CE/ETL/RoHS

Accessories Included

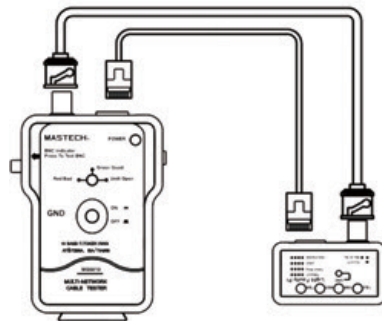
Battery and User's manual



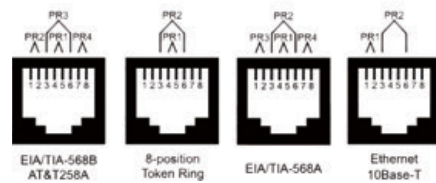
NETWORK CABLE TESTER



Annex A



Annex B



Fault details

Fig.1 SHORT




Fig.2 MISWIRE




Fig.3 REVERSED




Fig.4 SPLIT PAIRS



MS6811

	MS6810	MS6811
Specifications		
Twisted-wire-pair cables (RJ45): 10Base-T, T568A, T568B, Token Ring	•	•
Testing Cables Shield Integrity	•	•
Coaxial Cable (BNC)	•	
Low Battery Indicator		•
Measurement Distance of Cables	200m(max)	200m(max)
General		
Power Supply	1×9V 6F22 Battery	1×6V 4LR44/4AG13 Battery
Product Size	153mm×74mm×31mm/6.0"×2.9"×1.2"	125mm×55mm×30mm/4.9"×2.2"×1.2"
Product Weight	120g/0.26lb	106g/0.23lb
Certificate	CE/ETL/RoHS	CE/ETL/RoHS

Accessories Included
Battery and User's manual

MULTI-FUNCTIONS CABLE TRACKER



RECEIVE FREQUENCY 100Hz~300kHz

SEND TONE FREQUENCY 1.5kHz

Accessories Included

- Carry bag
- Battery and User's manual



MS6813

Applications

- Testing Coaxial Cable (BNC)
- Twisted-wire-pair cables (RJ45): 10Base-T, T568A, T568B, Token Ring
- Testing Cable's Shield Integrity
- Judge Continuity of the Cables or Wires
- Track the cables or wires, and diagnose the break Point
- Receive the tone signal on the cables or wires (telephone line)
- Identify the state in the working telephone line (clear, ringing, busy)
- Send a Single Solid or a Dual Alternating Tone to the Target Cables or Wires

Features

Send tone frequency: 1-5kHz
 Receive frequency: 100Hz~300kHz

General

Power Supply	2×9V 6F22
Product Size	206mm×84mm×55mm/8.1"×3.3"×2.1"
Product Weight	330g/0.72lb
Certificate	CE/ETL/RoHS



ADVANCED CABLE LOCATOR



V DC 400V
AC 400V

OUTPUT SIGNAL 125kHz

Accessories Included

- Test leads
- Test probe
- Alligator clip
- Grounding rod
- Package bag
- Battery and User's manual

★ Won the U.S. **EC&M** Testing and Positioning equipment **2013** Annual Award

Applications and Feature :

- Find the Breaks or Shorts in Cable in the wall or Earth
- Track Cables in the wall or Earth
- Find the Fuse and Safeguard
- Find the Breaks or Shorts in Conduit under the Floor
- Track a Metal Conduit in the Project of ware or hot
- Sensitivity of Receiver can be selected
- Auto Ranging, Auto Power Off, Backlight and Worklight

Technical Parameters of Transmitter

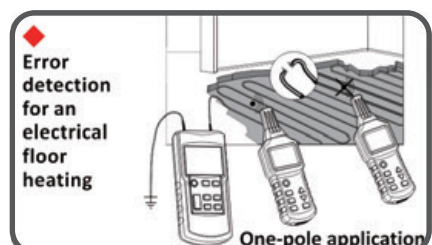
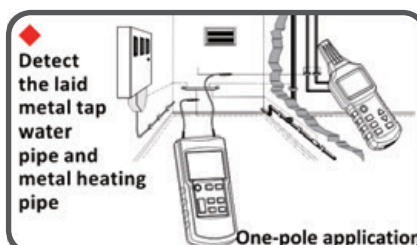
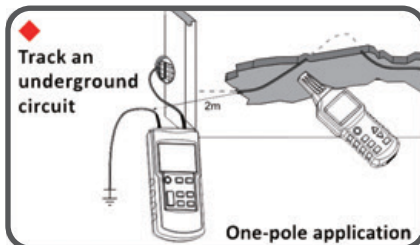
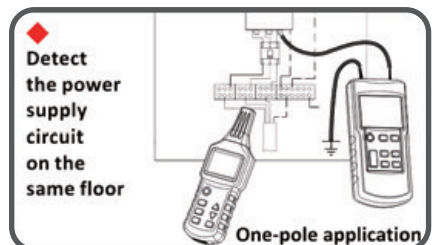
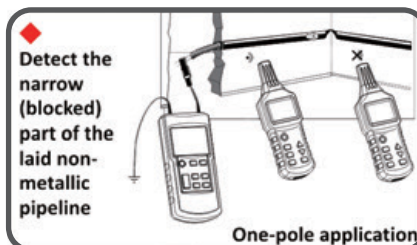
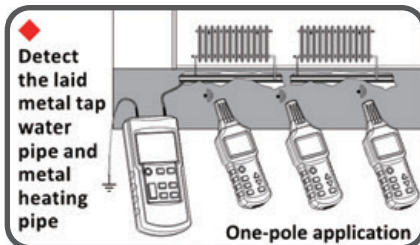
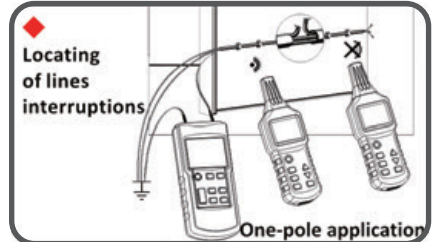
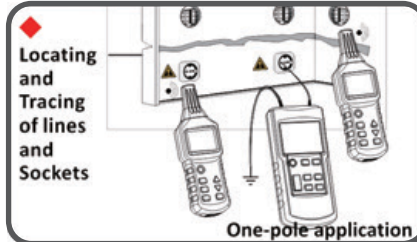
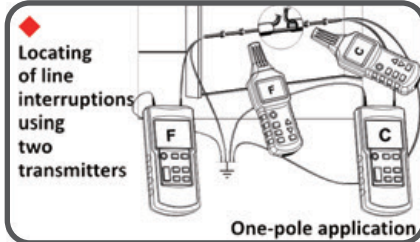
Output Signal	125kHz
External Voltage	DC12~400V AC12~400V(50~60Hz) ±2.5%
Fuse	F0.5A 1000V
MIN Current	about 31mA
MAX Current	about 115mA
In Work	0~40°C, with MAX relative humidity of 80%
In Storage	-20~60°C, with MAX relative humidity of 80%
Altitude	<2000m
Product Size	190mm×89mm×42.5mm/7.48"×3.5"×1.67"
Product Weight	420g/0.92lb
Power Supply	1×9V 6F22 Battery

Technical Parameters of Receiver

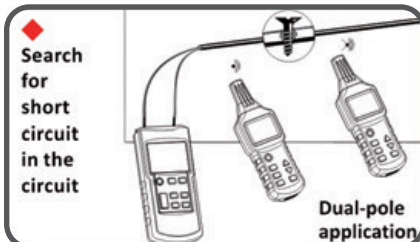
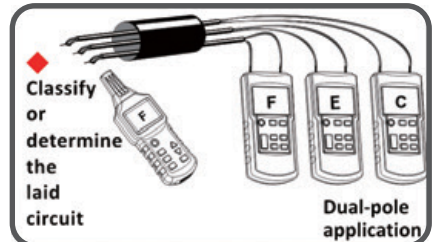
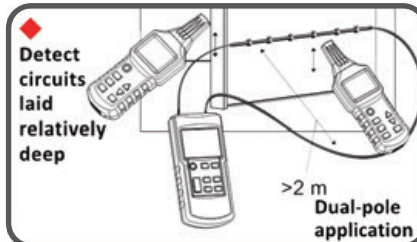
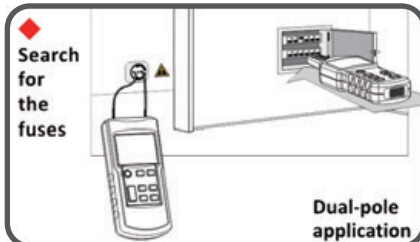
Depth of Tracking	The Depth of Tracking Depends on the Material and Specific Applications
Cable	Single pole application: about 0~2m
Locating	Dual pole application: about 0~0.5m
Mode	Single loop line: Up to 2.5m
MIN Current	about 32mA
MAX Current	about 89mA
In Work	0~40°C, with MAX relative humidity of 80%
In Storage	-20~60°C, with MAX relative humidity of 80%
Altitude	<2000m
Product Size	241.5mm×78mm×38.5mm/9.5"×3"×1.5"
Product Weight	350g/0.77lb
Power Supply	6×1.5V AAA Battery
General	
Certificate	CE/ETL/RoHS
Safety Rating	CAT III 300V

ADVANCED CABLE LOCATOR

● One-pole application



● Dual-pole application



MOTOR & PHASE ROTATION INDICATOR



V AC 120V~400V

FREQUENCY 2Hz~400Hz

MS5900 MS5901

Specifications	Range	MS5900	MS5901
Nominal Voltage Rotary Direction	1~400V AC		•
Nominal Voltage Phase Indication	120~400V AC		•
Frequency	2~400Hz		•
Test Currents (In per phase)	Less than 3.5 mA		•
Features			
Equipped with 3 test leads			•
Operating TEMP	0~40°C		•
Operating Altitude	2000m		•
Pollution Degree	2		•
Relative Humidity	15~80%RH		•
General			
Power Supply	1×9V 6F22 Battery		
Product Size	130mm×72mm×32mm/5.1"×2.8"×1.3"		
Product Weight	MS5900 193g/0.43lb / MS5901 252g/0.6lb		
Certificate	MS5901 CE/ETL/RoHS		
Safety Rating	CATIII 600V		

Accessories Included

- Test alligator clips
- Carry bag
- Battery and User's manual



MS5901

CIRCUIT ANALYZER



A
DROP
LOAD

5A/8A/10A

V
LINE

85V~265V

V
PEAK
LINE

120V~375V



MS5908A MS5908C

Specifications	Range		Resolution	Accuracy
Line Voltage	85.0~135.0V	85.0~ 265.0V	0.1V	±(1.0%+2)
Peak Line Voltage	120.0~190.0V	120.0~ 375.0V	0.1V	±(1.0%+2)
Voltage With Loading Equipments	10.0~135.0V	10.0~ 265.0V	0.1V	±(2.5%+2)
Line Frequency	45.0~65.0Hz		0.1Hz	±(1.0%+2)
Impedance-live and Neutral & Earth	0.00~3.00Ω		0.01Ω	±(2.5%+2)
	>3.00Ω		0.01Ω	No ensure
Neutral-Ground Voltage	0.0~10.0V		0.1V	±(2.5%+2)
RCD Trip Time	1ms~6.5S		1mS	±(1.0%+2)
RCD Trip Current	30mA~37mA		0.1mA	±(1.0%+2)
GFCI Trip Time	1ms~6.5S		1mS	±(1.0%+2)
GFCI Trip Current	6mA~9mA		0.1mA	±(1.0%+2)
Voltage Drop	0.1~99.9%		0.1%	±(2.5%+2)
Voltage Drop Load Current	12/15/20A	5/8/10A		
General				
Power Supply	6×1.5V AAA Batteries			
Product Size	194mm×78mm×37mm/7.64"×3.07"×1.46"			
Product Weight	254g/0.56lb			
Certificate	CE/ETL/RoHS			
Safety Rating	CAT III 300V			

Accessories Included

Power Cord
Carry bag
Battery and User's manual



RCD / LOOP TESTER



V AC 440V

A AC 10mA~500mA

MS5910			
Item	Range	Resolution	Accuracy
Trip-out time	x1 IΔN 300mS (slow 500mS)	0.1mS	±3mS
	x5 IΔN 40mS (slow 150mS)		
Trip-out Current	(0.2~1.1) IΔN	0.05 IΔN	±0.1 IΔN
Contact Voltage	0~99.9V	0.01,0.1V	±(10%+2)
Alternating Voltage (UL-N, UL-L, UL-E)	0~440V	1V	±(3%+3)
Frequency	45~65Hz	1Hz	±1Hz
Loop Resistance (RL)	0.1~2000Ω	0.1Ω	±(10%+0.2V)
RL test current	0.5 IΔN	0.05 IΔN	±(10%+10)
Multiplying Power of Test Current	x0.5,x1,x5		
Current Level (IΔN)	10/30/100/300/500mA		
Trigger Phase Angle	0° or 180°		

	IΔN (mA)	IΔx1/2(mA)	IΔx1(mA)	IΔx5(mA)	Auto(mA)
RCD Test Current Selection Table	10	5	10	50	10
	30	15	30	150	30
	100	50	100	500	100
	300	150	300	1500	300
	500	250	500	—	500

Features	
Data Logging	100 groups
Fast/Slow	Fast/Slow Testing of 10mA,30mA,100mA,300mA,500mA
Display Backlight	•
USB Interface	Windows OS
APO	Auto Power Off
LBD	Low Battery Display

General	
Power Supply	6×1.5V AA Batteries
Product Size	200mm×155mm×76mm/7.6"×5.9"×2.95"
Product Weight	500g/1.1lb
Certificate	CE/ETL/RoHS
Safety Rating	CAT III 300V

Accessories Included

- Test lead
- Alligator clip
- USB data cable
- Software CD
- Package bag
- Battery and User's manual



LCR
and
Process
Calibrators

SMART SMD TESTER



R 300Ω~30MΩ

C 3nF~30mF

MS8910 MS8910A

Specifications	Range	Resolution	Accuracy	
Resistance	300Ω/3kΩ/30kΩ/300kΩ/3MΩ	0.1Ω/1Ω/10Ω/100Ω/1kΩ	±(1.0%+2)	
	30MΩ	10kΩ	±(1.2%+3)	
Capacitance	3nF/30nF/300nF/3μF/30μF	1pF/10pF/100pF/1nF/10nF	±(2.0%+3)	
	300μF/3mF/30mF	0.1μF/1μF/10μF	±(3.0%+3)	
Features				
Display	counts		3000	
Auto Ranging	Auto		•	
APO	Auto Power Off		•	
Data Hold			•	
LBD	Low Battery Display		•	
Auto Scanning			•	
Diode Check	Open Voltage		2.8V	4V
	Testing Current		2mA	1.3mA
Continuity Buzzer			30Ω	30Ω
General				
Power Supply	1×3V CR2032 Battery			
Product Size	175mm×32mm×20mm/6.89"×1.26"×0.79"			
Product Weight	48g/0.10lb			
Certificate	CE/ETL/RoHS			

Accessories Included

Spare test pin
Wrapping case
Battery and User's manual



SMART SMD TESTER (R/C/L)



R 60Ω~20MΩ **L** 600μH~200H

C 600pF~6mF




Specifications	Testing Voltage	Range	Resolution	Accuracy
Resistance	0.5V RMS	60Ω	0.01Ω	±(2.0%+10)
		600Ω/6kΩ/ 60kΩ/600kΩ	0.1Ω/0.001kΩ/ 0.01kΩ/0.1kΩ	±(1.0%+5)
		6MΩ/20MΩ	0.001MΩ/0.01MΩ	±(2.0%+5)
	0.1V RMS	60Ω	0.01Ω	±(2.0%+10)
		600Ω/6kΩ/ 60kΩ/600kΩ	0.1Ω/0.001kΩ/ 0.01kΩ/0.1kΩ	±(1.5%+5)
		6MΩ/20MΩ	0.001MΩ/0.01MΩ	±(3.0%+5)
Capacitance	0.5V RMS	600pF	0.1pF	±(2.0%+8)
		6nF/60nF/600nF	0.001nF/0.01nF/0.1nF	±(1.0%+5)
		6μF/60μF	0.001μF/0.01μF	±(2.0%+5)
		600μF	0.1μF	±(2.0%+10)
		6mF	0.001mF	±(2.0%+5)
		600pF	0.1pF	±(2.0%+5)
	0.1V RMS	6nF/60nF/ 600nF/6μF	0.001nF/0.01nF/ 0.1nF/0.001μF	±(1.5%+5)
		60μF/600μF/6mF	0.01μF/0.1μF/0.001mF	±(3.0%+5)
		600μH/6000μH	0.1μH/1μH	±(2.0%+5)
		60mH/600mH/ 6H/60H	0.01mH/0.1mH/ 0.001H/0.01H	±(1.0%+5)
		200H	0.1H	±(2.0%+5)
		600μH/6000μH	0.1μH/1μH	±(3.0%+5)
Inductance	0.5V RMS	60mH/600mH/6H/60H	0.01mH/0.1mH/0.001H/0.01H	±(1.0%+5)
		200H	0.1H	±(2.0%+5)
	0.1V RMS	600μH/6000μH	0.1μH/1μH	±(3.0%+5)
		60mH/600mH/6H/60H	0.01mH/0.1mH/0.001H/0.01H	±(1.0%+5)
200H	0.1H	±(2.0%+5)		

Features		
Display	counts	6000
Auto Ranging	Auto & Manual	•
APO	Auto Power Off	•
Data Hold		•
LBD	Low Battery Display	•
Auto Scanning		•
General		
Power Supply	1×3V CR2450 Battery	
Product Size	186mm×35mm×23.6mm/7.3"×1.38"×0.93"	
Product Weight	90g/0.2lb	
Certification	CE /ETL/RoHS	

Accessories Included

Battery and User's manual



DIGITAL LCR METER



MS6013



L 2mH~2H

C 2nF~200μF

Accessories Included

- Test Leads
- Holster
- Battery and User's manual

Specifications	Range	Resolution	Accuracy	
			MS6013	MY6243
Capacitance	200pF	0.1pF	±(0.5%+1)	
	2nF/20nF/200nF	1pF/10pF/100pF	±(0.5%+1)	±(1.0%+1)
	2μF/20μF/200μF	1nF/0.01μF/0.1μF	±(0.5%+1)	±(2.0%+1)
	2000μF	1μF	±(1.0%+1)	
Inductance	20mF	10μF	±(2.0%+2)	
	2mH/20mH/200mH	1μH/10μH/100μH		±(2.0%+1)
	2H	1mH		±(5.0%+1)
Features				
LCD Display	counts		2000	2000
Zero Adjustment	approx. ± 20pF		•	
Input Jacks			•	•
Accuracy	High Accuracy in Measuring		•	•
LBD	Low Battery Display		•	•
General				
Power Supply	1×9V 6F22 Battery			
Product Size	189mm×91mm×31.5mm/7.4"×3.6"×1.2"			
Product Weight	240g/0.52lb			
Certification	CE/ETL/RoHS			

AUTORANGING DIGITAL LCR TESTER with USB interface



R 200MΩ

C 20mF

L 20kH



Features	
Elevation	<2000m
Relative Humidity	<80%RH
Operating TEMP	0°C~40°C
Dua Display	20000(Main) and 2000(Secondary) counts
Auto Ranging	Auto & Manual
APO	Auto Power off
LCR	Auto LCR smart check and measurement
DCR	support DCR mode
Measurement mode	Series / Parallel measurement mode
B.LIGHT	Display Backlight
LDB	Low Battery Display
Data hold	
RS232 interface	
General	
Power Supply	8×1.5 AA Batteries
Product Size	224mm×172mm×58mm/8.8"×6.8"×2.3"
Product Weight	841g/1.85lb
Certificate	CE / ETL / RoHS

Resistance Measurement				Capacitance Measurement				Inductance Measurement			
Frequency	Range	Resolution	Accuracy	Frequency	Range	Resolution	Accuracy	Frequency	Range	Resolution	Accuracy
100Hz/120Hz	200.00Ω	0.01Ω	1.0%+5d	100Hz/120Hz	20.000nF	1pF	1.0%+5d	100Hz/120Hz	20.000mH	1μH	1.0%+5d
100Hz/120Hz	2.0000kΩ	0.1Ω	0.3%+5d	100Hz/120Hz	200.00nF	0.01nF	0.5%+5d	100Hz/120Hz	200.00mH	0.01mH	0.5%+5d
100Hz/120Hz	20.000kΩ	1Ω	0.3%+5d	100Hz/120Hz	2000.0nF	0.1nF	0.5%+5d	100Hz/120Hz	2000.0mH	0.1mH	0.5%+5d
100Hz/120Hz	200.00kΩ	0.01kΩ	0.5%+5d	100Hz/120Hz	20.000μF	1nF	0.5%+5d	100Hz/120Hz	20.000H	1mH	0.5%+5d
100Hz/120Hz	2.0000MΩ	0.1kΩ	1.0%+5d	100Hz/120Hz	200.00μF	0.01μF	1.0%+5d	100Hz/120Hz	200.00H	0.01H	1.0%+5d
100Hz/120Hz	20.000MΩ	1kΩ	1.0%+5d	100Hz/120Hz	2000.0μF	0.1μF	2.0%+5d	100Hz/120Hz	2000.0H	0.1H	1.0%+5d
100Hz/120Hz	200.00MΩ	0.1MΩ	2.0%+5d	100Hz/120Hz	20.00mF	0.1mF	2.0%+5d	100Hz/120Hz	20.000KH	1H	2.0%+5d
1kHz	20.000Ω	0.001Ω	1.0%+5d	1kHz	2000.0pF	0.1pF	1.0%+5d	1kHz	2000.0μH	0.1μH	1.0%+5d
1kHz	200.00Ω	0.01Ω	0.3%+5d	1kHz	20.000nF	1pF	1.0%+5d	1kHz	20.000mH	1μH	0.5%+5d
1kHz	2.0000kΩ	0.1Ω	0.3%+5d	1kHz	200.00nF	0.01nF	0.5%+5d	1kHz	200.00mH	0.01mH	0.5%+5d
1kHz	20.000kΩ	1Ω	0.3%+5d	1kHz	2000.0nF	0.1nF	0.5%+5d	1kHz	2000.0mH	0.1mH	1.0%+5d
1kHz	200.00kΩ	0.01kΩ	0.5%+5d	1kHz	20.000μF	1nF	0.5%+5d	1kHz	20.000H	1mH	1.0%+5d
1kHz	2.0000MΩ	0.1kΩ	1.0%+5d	1kHz	200.00μF	0.01μF	1.0%+5d	1kHz	200.00H	0.01H	2.0%+5d
1kHz	20.000MΩ	1kΩ	2.0%+5d	1kHz	2000.0μF	0.1μF	1.0%+5d	1kHz	2000.0H	0.1H	5.0%+5d
1kHz	200.0MΩ	0.1MΩ	5.0%+5d	10kHz	200.00pF	0.01pF	1.0%+5d	10kHz	200.00μH	0.01μH	1.0%+5d
10kHz	20.000Ω	0.001Ω	1.0%+5d	10kHz	2000.0pF	0.1pF	1.0%+5d	10kHz	2000.0μH	0.1μH	0.5%+5d
10kHz	200.00Ω	0.01Ω	0.5%+5d	10kHz	20.000nF	1pF	1.0%+5d	10kHz	20.000mH	1μH	0.5%+5d
10kHz	2.0000kΩ	0.1Ω	0.3%+5d	10kHz	200.00nF	0.01nF	1.5%+5d	10kHz	200.00mH	0.01mH	1.5%+5d
10kHz	20.000kΩ	1Ω	0.5%+5d	10kHz	2000.0nF	0.1nF	2.0%+5d	10kHz	2000.0mH	0.1mH	2.0%+5d
10kHz	200.00kΩ	0.01kΩ	1.0%+5d	100kHz	200.00pF	0.01pF	2.0%+5d	10kHz	20.000H	0.001H	5.0%+5d
100kHz	20.000Ω	0.001Ω	1.0%+5d	100kHz	2000.0pF	0.1pF	1.0%+5d	100kHz	20.000μH	0.001μH	1.0%+5d
100kHz	200.00Ω	0.01Ω	1.0%+5d	100kHz	20.000nF	1pF	2.0%+5d	100kHz	200.00μH	0.01μH	2.0%+5d
100kHz	2.0000kΩ	0.1Ω	1.0%+5d	100kHz	200.00nF	0.01nF	5.0%+5d	100kHz	2000.0μH	0.1μH	2.0%+5d
100kHz	20.000kΩ	1Ω	2.0%+5d					100kHz	20.000mH	1μH	2.0%+5d
								100kHz	200.00mH	0.01mH	5.0%+5d

Accessories Included	
Kelvin test clip	Software CD
SMD test probe	External power supply (option)
IR data line	User's manual

THERMOCOUPLE CALIBRATOR



TYPE J, K, T, E, R, S, B, N

MS7220			
Thermocouple Type			
Type	Range	Resolution	
J	-200°C~1200°C/-328°F~2192°F	0.1°C/°F	
K	-200°C~1370°C/-328°F~2498°F	0.1°C/°F	
T	-200°C~400°C/-328°F~752°F	0.1°C/°F	
E	-200°C~950°C/-328°F~1742°F	0.1°C/°F	
R	-20°C~1750°C/-4°F~3182°F	1°C/°F	
S	-20°C~1750°C/-4°F~3182°F	1°C/°F	
B	600°C~1800°C/1112°F~3272°F	1°C/°F	
N	-250°C~1300°C/-418°F~2372°F	0.1°C/°F	
Millivolt Measure and Source (MAX input voltage:30V)			
Mode	Range	Resolution	Accuracy
mV	-10mV~75mV	0.01mV	±(0.02%+2)
Temperature Measure and Simulate (MAX input voltage:30V)			
Type	Resolution	Error	Reference junction Error
J,K,T,E,N	0.1°C/°F	±(0.3°C+10uV)	±0.2°C
R,S,B	1°C/°F	±(0.3°C+10uV)	±0.2°C
Features			
Thermocouple Standard	NIST 175		
Thermocouple Scales	ITS-90		
Storage Temperature	-40°C~60°C		
Operating Temperature	-10°C~55°C		
Operating Altitude	3000 meters maximum		
Temperature coefficient	±0.005% of range per °C for the temperature range -10~18°C and 28~55°C		
Humidity	95% (10 °C to 30 °C) 75% (30 °C to 40 °C) 45% (40 °C to 50 °C)		
Vibration	Random 2G, 5Hz~500Hz		
Shock	1 Meter drop test		
°C/°F Selection	Optional Temperature Unit Selection		
LBD	Low Batter Display		
General			
Power Supply	1×9V 6LR61 Battery		
Product Size	195mm×90mm×43mm/7.67"×3.54"×1.7"		
Product Weight	367g/0.8lb		
Certificate	CE/ETL/RoHS		

Accessories Included

- Mini-plug TC wire
- Wrapping case
- Battery and User's manual



VOLTAGE and CURRENT CALIBRATOR



V 0~100mV,
0~10V

A 0~24mA

MS7221

Measurement and Output Voltage Parameter			
Function	Range	Resolution	Accuracy
DC Voltage	0~100mV	0.01mV	±(0.02%+2)
Input / Output	0.1~10V	0.001V	±(0.02%+2)
DC current	0~24mA	0.001mA	±(0.015%+4)
Input / Output			
Loop Power	24V	N/A	±10%
Features			
Storage Temperature	-40°C~60°C		
Operating Temperature	-10°C~55°C		
Operating Altitude	3000 meters maximum		
Temperature coefficient	±0.005% of range per °C for the temperature range -10~18°C and 28~55°C		
Humidity	95% (10 °C to 30 °C) 75% (30 °C to 40 °C)		
Vibration	Random 2G , 5Hz~500Hz		
Shock	1 Meter drop test		
LBD	Low Battery Display		
APO	Auto power off		
General			
Power Supply	1×9V 6LR61 Battery		
Product Size	190mm×89mm×42mm/7.5"×3.5"×1.7"		
Product Weight	350g/0.77lb		
Certificate	CE/ETL/RoHS		

Accessories Included

- Wrapping case
- Battery and User's manual



MULTI-FUNCTIONS PROCESS CALIBRATOR



V DC 300V
AC 300V

A DC 400mA
AC 400mA

MS7212			
Specifications	Range	Resolution	Accuracy
DC Voltage	400mV	0.01mV	±(0.025%+10)
	4V/40V/300V	0.1mV/1mV/10mV	±(0.025%+5)
AC Voltage	400mV	0.01mV	±(0.7%+20)
	4V/40V/300V	0.1mV/1mV/10mV	±(0.8%+10)
DC Current	400mA	0.01mA	±(0.1%+10)
AC Current	400mA	0.01mA	±(0.7%+10)
Resistance	400Ω/4KΩ/40KΩ/400KΩ	0.01Ω/0.1Ω/1Ω/10Ω	±(0.1%+10)
	4Hz~999.9Hz	0.01Hz	±0.05Hz
Frequency	1000Hz~5kHz	0.01Hz /0.1Hz	±0.5Hz
	5kHz~30kHz	0.1Hz/1Hz	±2.0Hz
Temperature	-50°C~1300°C	0.1°C	±(0.3%+1°C)
Source Output			
DC Voltage Output	100mV	0.001mV	±(0.025%+0.03%)
	5.000V/15.000V	0.001V	±(0.025%+0.02%)
DC Current Output	25mA	0.001mA	±(0.02%+0.02%)
Frequency Output	20Hz~5kHz	0.01Hz /0.1Hz	±0.02%
Features			
Display counts			40000
Auto Ranging			•
Manual Ranging			•
REL	Relative Measurement		•
Continuity Buzzer	<50Ω		•
MAX/MIN/AVG			•
Display Backlight			•
Data Hold			•
RS232 Interface			•
USB Interface	Windows OS		•
LBD	Low Battery Display		•
General			
Power Supply	8×1.5V AA Batteries		
Product Size	224mm×172mm×59mm/8.8"×6.77"×2.28"		
Product Weight	1100g/2.2lb		
Certificate	RoHS		
Safety Rating	CAT II 600V		



* External power supply (optional)

Environment Thermometers



NON-CONTACT INFRARED THERMOMETER



IRT TEMP -20°C~500°C
-4°F~932°F



		MS6522A	MS6522B	MS6522C
Specifications	Range	Accuracy		
Temperature	-20~0°C/-4~32°F	±3°C/ ±5°F	±3°C/ ±5°F	
	0~300°C	±(2%+2°C)		
	32~572°F	±(2%+3°F)		
	0~500°C	±(2%+2°C)		
	32~932°F	±(2%+3°F)		
	0~100°C	±(2%+2°C)		
(Body)	32~212°F	±(2%+3°F)		
	32~42°C/89~108°F	±0.5°C/ ±1.5°F		
Resolution		0.1°C/0.1°F		
Repeatability		±0.1°C		
Emissivity		0.95		
Optical Resolution		10:1		
Features				
Spectral Response	8-14 μm	•		
Laser	<1mW / 630-670nm	•		
°C/°F Selection		•		
Response Time	1 second	•		
Relative Humidity	10%~90%	•		
Laser Target Pointer		•		
Reading Hold		•		
MAX		•		
MIN/AVG		•	•	•
Display Backlight		•		
LBD	Low Battery Display	•		
General				
Power supply	2x1.5V AAA Batteries			
Product Size	143mmx99mmx47mm/5.6"x3.9"x1.85"			
Product Weight	135g/0.3lb			
The Default Temperature	(°C)Centigrade/(°F)Fahrenheit			
Certificate	CE/ETL/RoHS/FDA			

Accessories Included
Battery and User's manual



NON-CONTACT INFRARED THERMOMETER



IRT TEMP -20°C~350°C
-4°F~662°F



MS6541

		MS6530T	MS6541
Specifications	Range	Accuracy	
IRT Temperature	-20~10°C/ -4~50°F	±3°C/ ±5.4°F	
	10~30°C/ 50~86°F	±1°C/ ±1.8°F	
	30~350°C	±(1.5%+2°C)	
	86~662°F	±(1.5%+3.6°F)	
	-50~0°C/ -58°F~32°F		±4°C/ ±7.2°F
	0°C~400°C		±(1.5%+2°C)
	32°F~752°F		±(1.5%+3.6°F)
K-T Temperature	400°C~760°C		±(2.0%+2°C)
	752°F~1400°F		±(2.0%+3.6°F)
	-50°C~300°C		±(1.5%+3°C)
	-58°F~572°F		±(1.5%+5.4°F)
Ambient TEMP	-10~40°C	±(1.0%+2°C)	
	14~104°F	±(1.0%+4°F)	
Relative Humidity	10%~20%	±4.0%	
	20%~80%	±3.0%	
	80%~90%	±4.0%	
Resolution	<1000	0.1°C/0.1°F	
	>1000	1°C/1°F	
Repeatability		±0.1°C	
Emissivity		0.95/0.85/0.75	0.10~1.0
Optical Resolution		12:1	30:1
Features			
Data Logging	100 groups		•
Spectral Response	8~14µm	•	•
Thermal Bridge	green,red,yellow LED	•	
Model Warning	green,red,yellow LED	•	
Laser	<1mW / 630-670nm	•	•
°C/°F Selection		•	•
Response Time	<500ms	•	•
Relative Humidity	10%~90%	•	•
Laser Target Pointer		•	•
High/Low	Alarm Setting		•
APO	Auto Power Off	•	•
MAX/MIN/AVG/DIF			•
Reading Hold		•	•
Display Backlight		•	•
LBD	Low Battery Display	•	•
General			
Power Supply	1×9V 6F22 Battery		
Product Size	MS6530T 194mm×162mm×56mm/7.6"×6.4"×2.2" MS6541 192mm×95mm×83mm/7.5"×3.7"×3.3"		
Product Weight	MS6530T 280g/0.6lb MS6541 275g/0.6lb		
The Default Temperature	(°C) Centigrade/(°F) Fahrenheit		
Certificate	CE/ETL/RoHS		

Accessories Included

- K type thermocouple (MS6541)
- Carry Bag
- Battery and User's manual

NON-CONTACT INFRARED THERMOMETER



IRT TEMP -40°C~800°C
-40°F~1472°F

K-T TEMP -40°C~1080°C
-40°F~1976°F



Specifications	Range	MS6531A	MS6531B	MS6531C
		Accuracy		
IRT Temperature	-60~0°C/-76~32°F	±4°C/ ±7.2°F		
	-40~0°C/-40~32°F		±4°C/ ±7.2°F	±4°C/ ±7.2°F
	0~400°C	±(1.5%+2°C)	±(1.5%+2°C)	±(1.5%+2°C)
	32~752°F	±(1.5%+3.6°F)	±(1.5%+3.6°F)	±(1.5%+3.6°F)
	400~500°C	±(2.0%+2°C)		
	752~932°F	±(2.0%+3.6°F)		
K-Type Temperature	400~800°C		±(2.0%+2°C)	±(2.0%+2°C)
	752~1472°F		±(2.0%+3.6°F)	±(2.0%+3.6°F)
Resolution	<199.9		0.1°C/0.1°F	
	>199.9		1°C/1°F	
Repeatability			±0.1°C	
Emissivity			0.10~1.00	
Optical Resolution			12:1	
Features				
Data Logging	20 groups			•
Color Display			•	
APO	Auto Power Off		•	
Spectral Response	8-14 μm		•	
Laser	<1mW / 630-670nm		•	
°C/°F Selection			•	
Response Time	0.5 second		•	
Relative Humidity	10%~90%		•	
Laser Target Pointer			•	
High/Low	Alarm Setting		•	
Reading Hold			•	
Lock selection			•	
MAX/MIN/AVG/DIF			•	
Display Backlight			•	
LBD	Low Battery Display		•	
General				
Power Supply	1×9V 6F22 Battery			
Product Size	176mm×132mm×49mm/6.9"×5.2"×1.9"			
Product Weight	223g/0.5lb			
The Default Temperature	(°C) Centigrade/(°F) Fahrenheit			
Certificate	CE/ETL/RoHS			

Accessories Included

- K type thermocouple (MS6531A/MS6531C)
- Carry Bag
- Battery and User's manual

TEMPERATURE HUMIDITY METER



AMBIENT TEMP -20°C~60°C
-4°F~140°F

WET BULB TEMP -20°C~60°C
-4°F~140°F

DEW POINT TEMP -50°C~60°C
-58°F~140°F

HUMIDITY 0%~100%RH

MS6508		
Specifications	Range	Accuracy
Ambient Temperature	-20°C~0°C/-4°F~32°F	±1°C/±1.8°F
	0°C~45°C/32°F~113°F	±0.5°C/±0.9°F
	45°C~60°C/113°F~140°F	±1°C/±1.8°F
Wet Bulb Temperature	-20°C~0°C/-4°F~32°F	±1.5°C/±2.7°F
	0°C~45°C/32°F~113°F	±1°C/±1.8°F
	45°C~60°C/113°F~140°F	±1.5°C/±2.7°F
Dew Point Temperature	-50°C~0°C/-58°F~32°F	±1.5°C/±2.7°F
	0°C~45°C/32°F~113°F	±1°C/±1.8°F
	45°C~60°C/113°F~140°F	±1.5°C/±2.7°F
Relative Humidity	0%~10%	±4.0%RH
	10%~90%	±3.0%RH
	90%~100%	±4.0%RH
Resolution	0.1°C/ 0.1°F/ 0.1%RH	
Features		
Updated Rate		400ms
Data Logging	Data Logging and Recall	100
°C/°F Selection		•
MAX/MIN		•
Data Hold		•
Display Backlight		•
LBD	Low Battery Display	•
General		
Power Supply	4×1.5V AAA Batteries	
Product Size	184mm×60mm×29mm/7.2"×2.4"×1.1"	
Product Weight	154g/0.34lb	
Certificate	CE/ETL/RoHS	

Accessories Included

- Carry Bag
- Battery and User's manual



DIGITAL THERMO-HYGROMETER



TEMPERATURE -20°C~60°C
-4°F~140°F

MS6503 MS6505

Specifications	Range	Accuracy
Temperature	-20°C~60°C	±0.7°C
	-4°F~140°F	±1.4°F
Relative Humidity	0~100%	±2.5% RH
Resolution	Temperature	0.1°C/°F
	Humidity	0.1%RH
Response Time	Humidity	75 Sec
	Temperature	40 Sec
Features		
Display	4 Digital Liquid Crystal Display	2000
APO	Auto Power Off	•
MAX/MIN		•
Clock		•
Data logging	16300 groups	•
Data Hold		•
Interface	RS-232	•
Display Backlight		•
General		
Power Supply	1×9V 6F22 Battery	
Product Size	183mm×74mm×42mm/7.3"×2.9"×1.6"	
Product Weight	330g/0.7lb	
Certificate	RoHS	

Accessories Included

RS232 Data Line
Software CD
Carry bag
AC adapter
Battery and User's manual



DIGITAL THERMOMETER



TYPE K, J, T, E

CHANNEL T1/T2/T1-T2

Specifications	MS6511		MS6512
	Range	Accuracy	
Thermocouple Type	K	-200~1372°C/-328~2501°F	Above -10°C: ±(0.5% + 0.5°C)
	J	-210~1200°C/-346~2192°F	Between -10°C~ -200°C: ±(0.5% + 1°C)
	T	-250~400°C/-418~752°F	Below -200°C: ±(0.5% + 1.5°C)
	E	-150~1000°C/-238~1832°F	T-type < -200°C for reference only
Resolution	<1000	0.1°C/ 0.1°F/ 0.1k	
	>1000	1°C/ 1°F/ 1k	
Features			
Injection Method		Single	Dual
Channel		TC	T1/ T2/ T1-T2
APO	Auto Power Off		•
Data Hold			•
MAX/MIN/AVG			•
LBD	Low Battery Display		•
General			
Power Supply	1×9V 6F22 Battery		
Product Size	190mm×89mm×42mm/7.5"×3.5"×1.7"		
Product Weight	350g/0.8lb		
Certificates	CE/ETL/RoHS		

Accessories Included

- K type thermocouple
- Battery and User's manual



DIGITAL THERMOMETER



TYPE K, J, T, E, R, S, N

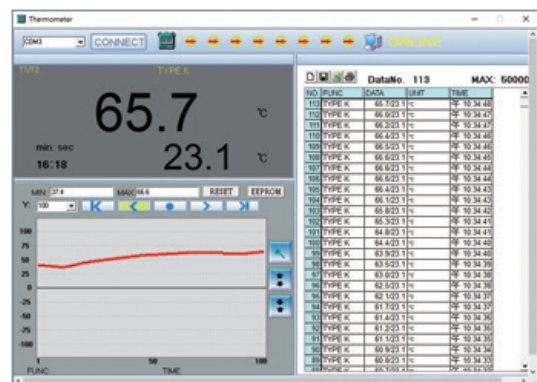
CHANNEL T1/T2/T1-T2



	MS6513	MS6514
Specifications	Range	Accuracy
Thermocouple Type	K -200~1372°C/-328~2501°F	K.J.T.E.N type
	J -210~1200°C/-346~2192°F	Above -10°C: ±(0.2% + 0.5°C)
	T -250~400°C/-418~752°F	Between -10°C~ -200°C: ±(0.2% + 1°C)
	E -150~1000°C/-238~1832°F	Below -200°C: ±(0.2% + 1.5°C)
	R 0~1767°C/-32~3212°F	T-type < -200°C for reference only
	S 0~1767°C/-32~3212°F	
	N -200~1300°C/-328~2372°F	R.S type : ±(0.2% + 1°C)
Resolution	<1000	0.1°C/ 0.1°F/ 0.1k
	>1000	1°C/ 1°F/ 1k
Features		
Injection Method		Single Dual
Channel		TC T1/ T2 /T1-T2
APO	Auto Power Off	•
Data Logging	groups	1000
Data Hold		•
MAX/MIN/AVG		•
MEM	Save current data	•
USB Interface		•
LBD	Low Battery Display	•
General		
Power Supply	1×9V 6F22 Battery	
Product Size	190mm×89mm×42mm/7.5"×3.5"×1.7"	
Product Weight	350g/0.8lb	
Certificate	CE/ETL/RoHS	

Accessories Included

- K type thermocouple
- USB interface cable
- Software CD
- Battery and User's manual



DIGITAL THERMOMETER



CENTIGRAGE -50°C~750°C

FAHRENHEIT -58°F~1382°F

Specifications	Range	MS6500	MS6501
		Accuracy	
Celsius scale	-50~-40°C	±6°C	±6°C
	-39.9~-20°C	±5°C	±3°C
	-19.9~0°C	±3°C	±2°C
	0~500°C	±(0.75%+2°C)	
	500~750°C	±(1%+3°C)	
	0~99.9°C		±1°C
	100~119.9°C		±3°C
Fahrenheit scale	120~150°C		±5°C
	-58~-4°F	±7°F	±8°F
	-3~32°F	±4°F	±4°F
	33~932°F	±(0.75%+4°F)	
	932~1382°F	±(1%+5°F)	
	33~212°F		±2°F
	213~302°F		±4°F
Resolution	°C/°F	0.1	0.1
Features			
Sample Rate		500mS	
Display	counts	2000	
Data Hold		•	
Input	K-Type Thermocouples	•	
LBD	Low Battery Display	•	
General			
Power Supply	1×9V 6F22 Battery		
Product Size	125.5mm×72mm×27mm/5.6"×2.8"×1.0"		
Product Weight	145g/0.30lb		
Certificate	RoHS		

Accessories Included

- K type thermocouple
- Carry Bag
- Battery and User's manual





Environment

Lux Meters

DIGITAL LIGHT METER [LUX]




LUX RANGE 50,000

Accessories Included

Battery and User's manual

MS6100

Specifications	Range	Resolution	Accuracy
Measurement Range	0~1999 Lux	1 Lux	±(5%+2)
	2000~19990 Lux	10 Lux	±(5%+2)
	20000~50000 Lux	100 Lux	±(5%+2)
Features			
Display	counts		2000
Data Hold			•
Photo Detector	One Silicon Photo Diode with Filter		•
Lead Length	150cm (Approx)		•
LBI	Low Battery Indicator		•
General			
Power Supply	1×9V 6F22 Battery		
Product Size	126mm×72mm×27mm/5.0"×2.8"×1.0"		
Photo Detector Size	83mm×52mm×21mm/3.2"×2.0"×0.8"		
Product Weight	180g/0.4lb		
Certificate	CE/ETL/RoHS		



DIGITAL LIGHTMETER [LUX/FC/CD]



CD RANGE 999,900 **LUX RANGE** 200,000
FC RANGE 20,000



		MS6612	MS6612B	MS6612D
Specifications	Range	Resolution		Accuracy
Measurement Range	0~200000 Lux	0.01 Lux		±(3%+2)
	0~20000 FC	0.01 FC		±(3%+2)
	0~999900 CD	0.01 CD		±(3%+2) ±(3%+2)
Light Source Default Values	L0-Standard Lighting		•	•
	L1-LED Daytime Light		•	•
	L2-LED Red Light		•	•
	L3-LED Amber (yellow) Light		•	•
	L4-LED Green Light		•	•
	L5-LED Blue Light		•	•
	L6-LED Purple Light		•	•
	L7-L9-Default Standard Lighting		•	•
Features				
Display	Counts			2000
Auto Ranging	Auto & Manual			•
APO	Auto Power Off			•
MAX / MIN				•
REL	Relative Measurement			•
PEAK	Peak Measurement			•
ZERO	Zero Calibration			•
FC / Lux	FC / Lux / Unit Selection			•
Data Hold				•
Analog Bar	Analog Bar Indication			•
LBD	Low Battery Display			•
CD	CD Unit Selection		•	•
Wireless	APP connection			•
General				
Power Supply	1×9V 6F22 Battery			
Product Size	170mm×89mm×43mm/6.7"×3.5"×1.7"			
Product Weight	420g/0.93lb			
Certificate	CE/ETL/RoHS			

Accessories Included
Carry bag
Battery and User's manual



DIGITAL TACHOMETERS



RANGE (contact) 50~19,999 RPM

RANGE (non-contact) 50~99,999 RPM



MS6208B

Specifications	Range	Resolution	MS6208A	MS6208B
			Accuracy	
Measurement	50~99.99 RPM	0.01 RPM	±(0.03%+2)	±(0.03%+2)
	100~9999.9 RPM	0.1 RPM	±(0.03%+2)	±(0.03%+2)
	10000~19999 RPM	1 RPM	±(0.03%+2)	
	10000~99999 RPM	1 RPM		±(0.03%+2)

Features			
Measuring Mode		Contact	Non-Contact
Measuring Distance	50mm~250mm		•
Idler wheel selection	6", 12", 0.1m	•	
Unit Selection	m/min, m/sec, ft/min, ft/sec, in/min	•	
APO	Auto Power Off		•
MAX/MIN			•
Data Logging	100 groups		•
Data Hold			•
Display Backlight			•
LBD	Low Battery Display		•

General		
Power Supply	4×1.5AAA Batteries	
Model	MS6208A	MS6208B
Product Size	170mm×60mm×27mm/6.7"×2.4"×1.1"	155mm×60mm×27mm/6.1"×2.4"×1.1"
Product Weight	130g/0.28lb	120g/0.26lb
Certificate	CE/ETL/RoHS	

Accessories Included

- Measurement idler wheels, touch tips and lengthening bar (MS6208A)
- Reflective sheeting (MS6208B)
- Carry bag
- Battery and User's manual

DIGITAL ANEMOMETER



CFM 999.9
9.999ft² **CMM** 999.9
9.999m²

CMS 99.99
9.999m²



Specifications	Range	Resolution	MS6252A		MS6252B	MS6252D
			Accuracy			
m/s(meter per second)	0.80~30.00 m/s	0.01 m/s	±(2.0%+50)			
	30.00~40.00 m/s	0.01 m/s	Reference			
km/h(kilometer per hour)	2.88~108.0 km/h	0.01 km/h	±(2.0%+50)			
	108.0~144.0km/h	0.1 km/h	Reference			
ft/s(feet per second)	2.62~98.50ft/s	0.01 ft/s	±(2.0%+50)			
	98.5~131.2ft/s	0.01 ft/s	Reference			
Knots(nautical miles per hour)	1.6~58.30knots	0.01 knots	±(2.0%+50)			
	58.30~77.70knots	0.01 knots	Reference			
mile/h(mile per hour)	1.8~67.20mil/h	0.01 mil/h	±(2.0%+5)			
	67.20~90.00mil/h	0.01 mil/h	Reference			
ft/m(feet per minute)	157.5~5900ft/m	1 ft/m	±(2.0%+5)			
	5900~7874ft/m	1 ft/m	Reference			
Temperature	-10°C~60°C	0.1°C	±1.5°C	±1.5°C		
	14~140°F	0.1°F	±2.7°F	±2.7°F		
Relative Humidity	(20~80%)RH	0.1%RH	±3.0%	±3.0%		
	(<20 or >80%)RH	0.1%RH	±5.0%	±5.0%		

Features						
	Range	Area				
Air Volume Unit	CFM: 0~999.9	0~9.999 ft ²				•
	CMM: 0~999.9	0~9.999 m ²				•
	CMS: 0~99.99	0~9.999 m ²				•
Display	counts				9999	
APO	Auto Power Off					•
Flow Area Setting						•
MAX / MIN						•
Data Hold						•
Display Backlight						•
LBD	Low Battery Display					•
°C/°F Selection						• •
Ambient						• •
Dew Point						• •
Wet Bulb						• •
Temperature						• •
USB Interface	(Windows OS)					•
Wireless	APP connection					•

- Accessories Included**
- USB interface cable (MS6252B)
 - Software CD (MS6252B)
 - Carry bag
 - Battery and User's manual



MOISTURE TESTER



RESOLUTION 0.1%, 0.1°C, 0.1°F
0.1%RH

DEPTH 0~50mm



			MS6900	MS6900A
Specifications	Range	Resolution	Accuracy	
Material Moisture	0.0~60.0%	0.1%	±2.0%	
Ambient TEMP	-10°C~50°C/14°F~122°F	0.1°C/0.1°F	±2°C/±3.6°F	
Relative Humidity	10~90%	0.1%RH	±5.0%RH	
Features				
Auxiliary	Verification Test Points			•
Depth	0~50mm			•
MAX/MIN				•
Sampling Rate	240mS			•
Unit Selection	%, WB, TD, °C, °F, %RH			•
Display Backlight				•
Data Hold				•
LBD	Low Battery Display			•
Materials Moisture Range				
1: (8.5~60%)	Beech, Spruce, Larch, Birch, Cherry, Walnut			
2: (6.8~53.4%)	Oak, Cedar, Maple, Ash Tree, Pink Shower Tree, Tamarisk			
3: (0.9~24.5%)	Smoothing Cement, Concrete			
4: (0.0~12.2%)	Anhydrite Screed			
5: (0.7~9.2%)	Cement Mortar			
6: (0.5~11.1%)	Lime Mortar, Plaster			
7: (0.0~17.8%)	Brick			
General				
Power Supply	2×1.5V AAA Batteries			
Product Size	130mm×56mm×29mm/5.1"×2.2"×1.1"			
Product Weight	120g/0.26lb			
Certificate	CE/ETL/RoHS			

- Accessories Included**
- Carry bag
 - Battery and User's manual

• Verification Test Point



DIGITAL SOUND LEVEL METER



SOUND LEVEL 30dB~130dB

FREQUENCY 31.5Hz~8KHz

Accessories Included

- Windscreen
- Carry Bag
- Battery and User's manual

			MS6708
Specifications	Range	Resolution	Accuracy
Sound Pressure	30dB~80dB	0.1dB	±1.5dB
	40dB~90dB	0.1dB	±1.5dB
	50dB~100dB	0.1dB	±1.5dB
	60dB~110dB	0.1dB	±1.5dB
	70dB~120dB	0.1dB	±1.5dB
	80dB~130dB	0.1dB	±1.5dB
Features			
Display	counts		2000
Auto Ranging	Auto & Manual		•
APO	Auto Power Off		•
Dynamic	50dB		•
Frequency	30Hz~8kHz		•
Sample Rate	2 times/second		•
Fast/Slow	125ms/1 sec		•
A/C Weighting			•
B.L.	Display Backlight		•
LBD	Low Battery Display		•
Analog Bar	Analog Bar Indication		•
UNDER/OVER	Over Range Indication		•
MAX			•
Data Hold			•
General			
Power Supply	4×1.5V AAA Batteries		
Product Size	193mm×60mm×29mm/7.6"×2.4"×1.1"		
Product Weight	222g/0.48lb		
Certificate	CE/ETL/RoHS		



DIGITAL SOUND LEVEL METER



SOUND LEVEL 30dB~130dB

FREQUENCY 31.5Hz~8KHz



Specifications	Range	Resolution	MS6700	MS6701	MS6702	Accuracy
Sound Pressure	30dB~80dB	0.1dB				±1.5dB
	40dB~90dB	0.1dB				±1.5dB
	50dB~100dB	0.1dB				±1.5dB
	60dB~110dB	0.1dB				±1.5dB
	70dB~120dB	0.1dB				±1.5dB
	80dB~130dB	0.1dB				±1.5dB
Temperature	-20°C~10°C	0.1°C				±2.0°C
	10°C~60°C	0.1°C				±1.0°C
Relative Humidity	10%~90%	0.1%				±3.5%
Features						
Display	counts					2000
Auto Ranging	Auto & Manual					•
APO	Auto Power Off					•
Dynamic	50dB					•
Frequency	30Hz~8kHz					•
Sample Rate	2 times / second					•
Fast / Slow	125ms / 1 sec					•
A / C Weighting						•
B.L.	Display Backlight					•
LBD	Low Battery Display					•
Analog Bar	Analog Bar Indication					•
UNDER / OVER	Over Range Indication					•
MAX						•
Date and Time	Date and Time Display		•	•		
AC Signal Output	0.707 Vrms at FS					•
	(Auto-range mode isn't included) Output impedance approx. 600Ω					
DC Signal Output	10mV/dB Output impedance approx. 100Ω					•
AC Adapter	Supply Voltage : 9VDC					•
	Supply Current >100m ADC					
	External Diameter 3.5mm					
RS-232 Pclink				•		
USB Interface				•		
Data Logging	records			16000		
°C/ °F Selection						•
General						
Power Supply	6×1.5V AAA Batteries					
Product Size	265mm×80mm×69mm/10.4"×3.15"×2.7"					
Product Weight	317g/0.7lb					
Certificate	CE/ETL/RoHS					

Accessories Included

- Windscreen
- Earphone plug
- RS232 interface cable (MS6701)
- Software CD (MS6701)
- Wapping case
- Battery and User's manual



COMBUSTIBLE GAS DETECTOR



RESOLUTION 50 ppm

ALARM 10%~40%

MS6310

Specifications	
Resolution (methane)	50ppm
Alarm range	10%~40%
Warm Up Time	2 Minutes
Response time (40% LEL)	<2 Seconds
Features	
Easy to Identify and Pinpoint Gas Leaks	•
Portable and High Sensitivity	•
Resume Original Measurement State after 7~10 minutes in Clear Air	•
Gas Detected: Natural gas, Methane, Ethane, Propane, Butane, Acetone, Alcohol, Ammonia, Steam, Carbon Monoxide, Gasoline, Jet Fuel, Hydrogen Solvents, Lacquer thinner, Naphtha	•
General	
Power Supply	4×1.5V AA Batteries
Product Size	172mm×70mm×46mm/6.8"×2.8"×1.8"
Product Weight	354g/0.78lb
Certificate	CE/ETL/RoHS

Accessories Included

- Carry bag
- Battery and User's manual



MULTI-FUNCTIONS ENVIRONMENT TESTER



TEMPERATURE -10~60°C
 14~140°F **HUMIDITY** 20~80%RH **SOUND LEVEL** 30~130dB(A)
AIR FLOW 999,900 CMM/CFM **WIND SPEED** 0.5~20m/s **ILLUMINANCE** 0~50,000LUX



MS6300			
Specifications	Range	Resolution	Accuracy
Temperature	-10°C~60°C	0.1°C	±1.5°C
	14~140°F	0.1°F	±2.7°F
Relative Humidity	20%~80%RH	0.1%RH	±3.0%RH
	<20% or >80%RH	0.1%RH	±5.0%RH
Sound Level	30dB~130dB (A)	0.1dB	±1.5dB
	35~130dB (C)	0.1dB	±1.5dB
Illuminance	0~2000LUX	1LUX	±(5.0%+10)
	x10 (20000)	10LUX	±(5.0%+10)
	x100 (50000)	100LUX	±(5.0%+10)
Wind Speed	0.5~20m/s	0.1m/s	±(3.0%+10)
	1.8~72km/h	0.1km/h	±(3.0%+10)
	96~3942ft/min	1ft/min	±(3.0%+10)
	0.9~38.9knots	0.1knots	±(3.0%+10)
Air Flow (CMM)	0~999900CMM	0.1CMM (<1000CMM)	±(3.0%+10)
		1CMM (>1000CMM)	±(3.0%+10)
Air Flow (CFM)	0~999900CFM	0.1CFM (<1000CFM)	±(3.0%+10)
		1CFM (>1000CFM)	±(3.0%+10)
Features			
Auto Ranging	Auto & Manual		•
APO	Auto Power Off		•
Area range	0~999.9m², 0~999.9ft²		•
Value	AVG/MAX/MIN/DIF (MAX-MIN)		•
A/C Weighting	Weighting Indication		•
Data Hold			•
B.L.	Display Backlight		•
LBD	Low Battery Display		•
General			
Power Supply	1×9V 6F22 Battery		
Product Size	280mm×89mm×50mm/11.0"×3.5"×2.0"		
Product Weight	433g/0.95lb		
Certificate	CE/ETL/RoHS		

Accessories Included

- Windbreak
- Holder
- Wrapping case
- Battery and User's manual



LOW RESISTANCE TESTER



V AC 600V


R 4.0000Ω~400.00Ω

Accessories Included

- Test leads
- Alligator clip
- USB interface cable
- Software CD
- wrapping bag
- Battery and User's manual

MS2309

Specifications	Range	Accuracy
AC Voltage	600V (50/60Hz)	±(2.0%+5)
Resistance - 2-wire	4.0000Ω/40.000Ω/400.00Ω	±(0.5%+5)
Resistance - 4-wire	4.0000Ω/40.000Ω/400.00Ω	±(0.1%+5)
Resistance MIN Resolution	0.0001Ω	•
Features		
Display	counts	40000
Auto Ranging	Auto	•
APO	Auto Power Off	•
Measurement Rate	2 times/sec	•
Data storage	1000 groups	•
Clock	Real-time Display Clock, and with Clock the Measured Value While Storage	•
Real-Time Data Upload	PC, Read the Current Measured Value by Reading the Command	•
Input Protection	Self-Recovery Fuse or Fast-Break Fuse	•
Short-Circuit Current	>200mA	•
Data Compare		•
Data Hold		•
Backlight		•
Interface	USB	•
LBD	Low Battery Display	•
General		
Power Supply	8×1.5V AA Batteries	
Product Size	200mm×155mm×76mm/7.6"×5.9"×2.95"	
Product Weight	900g/1.98lb	
Certification	CE/ETL/RoHS	
Safety Rating	CAT III 600V	



SAFETY PAT PLUS TESTER



V DC 250/500V
OUTPUT

R 20MΩ



Function	Technical parameters	Range	Accuracy
Grounding performance	Test current >200mA (R<2Ω)	0Ω~19.99Ω	±5%+3
	Test voltage 5VDC, Test time 5S		
Insulation resistance	Test voltage 500VDC	0.2MΩ~19.99MΩ	±5%+3
	Test current> 1mA (R = 500kΩ)		
	Test time 5S	0.2MΩ~19.99MΩ	±5%+3
	Test voltage 250VDC		
Test current> 1mA (R = 250kΩ)			
Test time 5S			
Leakage current	Test voltage 50V rms / 50Hz	0.10mA~10.50mA	±5%+3
	Test time 5S		

Features		
APO	Auto power off	•
Data Logging	300 groups	•
Safety CLASS I	Grounding / Insulation resistance / Leakage current	•
Safety CLASS II	Insulation resistance / Leakage current	•
Cord test	Grounding / Insulation resistance / Leakage current	•
Polarity test		•
Power socket test		•
LBD	Low battery detection	•
Backlight		•

General	
Power Supply	DV12V or 8×1.5V AA Batteries
Product Size	204mm×155mm×76mm/7.8"×6.1"×3"
Product Weight	1270g/2.8lb
Certificate	CE/RoHS
Safety Rating	CAT II 300V

Accessories Included

- Main test cord
- Alligator clip test cord
- Probe
- Rugged padded carrying case
- Battery and user's manual
- DC power adapter (optional)



MS5911A



MS5911D



SAFETY PAT PLUS TESTER



V DC 250/500V
OUTPUT

R 20MΩ

Accessories Included

- Main test cord
- Alligator clip test cord
- Probe
- Rugged padded carrying case
- Battery and user's manual
- DC power adapter (optional)


Function	Technical parameters	Range	Accuracy
Grounding performance	Test current >200mA (R<2Ω)	0Ω~19.99Ω	±5%+3
	Test voltage 5VDC, Test time 5S		
Insulation resistance	Test voltage 500VDC	0.2MΩ~19.99MΩ	±5%+3
	Test current> 1mA (R = 500kΩ)		
	Test time 5S	0.2MΩ~19.99MΩ	±5%+3
	Test voltage 250VDC		
Leakage current	Test current> 1mA (R = 250kΩ)	0.10mA~10.50mA	±5%+3
	Test time 5S		
Features			
APO	Auto power off		•
Data Logging	300 groups		•
Safety CLASS I	Grounding / Insulation resistance / Leakage current		•
Safety CLASS II	Insulation resistance / Leakage current		•
Cord test	Grounding / Insulation resistance / Leakage current		•
Polarity test			•
Power socket test			•
LBD	Low battery detection		•
Backlight			•
Bulid-in Keyboard			•
General			
Power Supply	DV12V or 8×1.5V AA Batteries		
Product Size	204mm×155mm×76mm/7.8"×6.1"×3"		
Product Weight	1270g/2.8lb		
Certificate	MS5922A: RoHs / MS5922E & MS5922D: CE/RoHs		
Safety Rating	CAT II 300V		




MS5922A



MS5922D



MS5922E



AC LINE SPLITTER



V AC 250V

A AC 15A




	MS922A	MS922D	MS922E
Specifications			
AC Voltage	125V	250V	250V
AC Current	15A	15A	15A
X1 current terminal		•	
X10 current terminal		•	
Features			
Allows for Easy AC Current Measurements		•	
Provides the Ability to Safely Measure Current		•	
Separates the Hot/Live Conductor from the Neutral and Ground		•	
Voltage check sockets for easy power calculations		•	
General			
Product Size	171mm×57mm×48mm/ 6.7"×2.2"×1.9"	•	
	200mm×57mm×48mm/ 7.8"×2.2"×2.9"		•
	173mm×57mm×48mm/ 6.8"×2.2"×1.9"		•
Product Weight	131g/0.29lb	140g/0.3lb	131g/0.29lb
Certificate	ETL/RoHS	RoHS	RoHS
Safety Rating	CAT II 600V	CAT II 600V	CAT II 600V


Accessories Included
User manual




MS922A



MS922D



MS922E




TEST LEADS

MASTECH®


T3008U / T3009U / T3016U / T3022 ...

T3008U




Probe Length: 146mm/ø9.2mm
 Length: 1000mm
 Tip: ø2mm
 Plug: ø4.5mm
 Wire: UL 1803/20AWG
 MAX 10A

T3009U



Probe Length: 146mm/ø10.2mm
 Length: 1200mm
 Tip: ø2mm
 Plug: ø4.5mm
 Wire: UL 1803/18AWG
 MAX 10A

T3016U




Probe Length: 120mm/ø9.5mm
 Length: 1000mm
 Tip: ø2mm
 Plug: ø4.5mm
 Wire: UL 1803/20AWG
 MAX 10A

T3022




Straight Type & Right Angle Type
 Length: 1000mm
 Plug: ø4.5mm
 Wire: UL 1803/18AWG
 MAX 10A

T3030U



Probe Length: 143mm/ø10mm
 Length: 1000mm
 Tip: ø2mm
 Plug: ø4.5mm
 Wire: UL 1803/18AWG
 MAX 10A

T3033U




Probe Length: 119mm/ø9mm
 Length: 800mm
 Tip: ø2mm
 Plug: ø4.5mm
 Wire: UL 1803/20AWG
 MAX 10A

T3060A



Probe Length: 132mm/ø10mm
 Right Angle Type, M4 screw
 Length: 1000mm
 Tip: ø2mm
 Plug: ø4.5mm
 Wire: UL 1803/18AWG
 MAX 10A

T3060B



Probe Length: 132mm/ø10mm
 Right Angle Type, M4 screw
 Length: 1500mm
 Tip: ø2mm
 Plug: ø4.5mm
 Wire: UL 1803/18AWG
 MAX 10A

T3103



Straight Type
 Length: 1340mm
 Plug: ø4.5mm
 Wire: UL 1803/18AWG
 MAX 10A

K TYPE THERMOCOUPLE

P3400 / P3401 / P3408A / P3408B ...

P3400



Length:1000mm
Range:-40~260°C(-40~500°F)

P3401



Length:1000mm
Range:-40~260°C(-40~500°F)

P3408A



Length:1000mm
Range:-40~260°C(-40~500°F)
Plug length : 12mm

P3408B



Length:1000mm
Range:-40~260°C(-40~500°F)
Plug length : 16mm

P3409A



Length:1000mm
Range:-40~600°C(-40~1112°F)
Plug length : 12mm

P3409B




Length:1000mm
Range:-40~600°C(-40~1112°F)
Plug length : 16mm

P3410



Length:1000mm
Range:-40~600°C(-40~1112°F)

P3412



Length:1000mm
Range:-40~260°C(-40~500°F)

CLIP & THERMOCOUPLE ADAPTER

MASTECH®

C3104 / C3105 / C3106 / C3107

C3104 Alligator Clip



Length: 61.5mm
with M4 screw

C3105 Extra large alligator clip



Length: 99mm
ø4mm cross plug

C3106 Medium Alligator Clip



Length: 87mm
ø4mm cross plug
Max 10A

C3107 Big Mouth Alligator Clip



Length: 87mm
ø4mm cross plug
Max 32A

C3109A Alligator Clip



Length: 61.5mm
with M4 screw

C3109B Medium Alligator Clip




Length: 55mm
with M4 screw

C3112 IC Test Clip



Length: 185mm
Plug: ø4mm Jack
Max 5A

C3116 LCR clip



Length: 92mm

MS3204 Thermocouple Adapter



k Type
Cx Type
Lx Type
hFE Type

MS3206 Thermocouple Adapter



k Type
Cx Type
hFE Type

MS3209 Thermocouple Adapter



k Type

R3403 / R3405 / R3415 / R3416 / R3417

R3403 Data Line



Length:1000mm

R3405 Data Line



Length:1000mm

R3407 Data Line



Length:1000mm

R3415 Data Line



Length:1000mm

R3416 Data Line



Length:1000mm

R3417 Data Line



Length:1000mm

F3925 Fuse

ø5×20mm



F 250mA, 250V -VDE
F 400mA/10A, 250V -TUV

F3930A Fuse

ø5.5×21mm



F 250mA/400mA, 300V -UL

F3930B Fuse

ø6×32mm



F 10A, 300V -UL

F3900A Fuse

ø6.3×32mm



FF 250mA/400mA/600mA , H 1000V -TUV
FF 250mA/400mA/600mA, H 1000V -UL

F3900B Fuse

ø10×38mm



FF 250mA/400mA/630mA/10A, 1000V -UL

F3960 Fuse

ø6.3×32mm



FF 200mA/250mA/10A, H 600V -TUV
FF 250mA/400mA/600mA/10A, H 600V -UL

MASTECH®

www.mastech-group.com



Americas Region

MGL America, Inc.

info.na@mgl-intl.com

US East Coast

2810 Coliseum Centre
Drive, Ste. 100. Charlotte, North Carolina,
28217 USA

Tel: +1 833 533-5899

US West Coast

760 Challenger Street.
Brea, California 92821 USA

Tel: +1 310-728-6220

APAC Region

MGL APPA Corporation

info.apac@mgl-intl.com

Flat 4-1, 4/F, No. 35, Section 3 Minquan
East Road. Taipei, Taiwan.

Tel: +886 2-2508-0877

EMEA Region

MGL Euman, S.L.

info.emea@mgl-intl.com

Parque Empresarial Argame, 33163 Morcín.
Asturias, Spain.

Tel: +34 985-08-18-70

www.mgl-intl.com

EM_01.2021_EN



MASTECH® **APPA®**

An **MGL** Brand